

## Board of Health

Rosemarie Halt, *Chair*  
Lily Higgins, MD, *Vice Chair*  
Patrick Brennan, MD  
Annemarie Hirsch  
Oni Richards



*Promoting and Protecting the Health of Delaware County*

Melissa C. Lyon, MPH, CPH  
*Director*

Lora Siegmann Werner, MPH  
*Deputy Director*

## September 7, 2023 Delaware County Board of Health Meeting Delaware County Department of Health Status Report

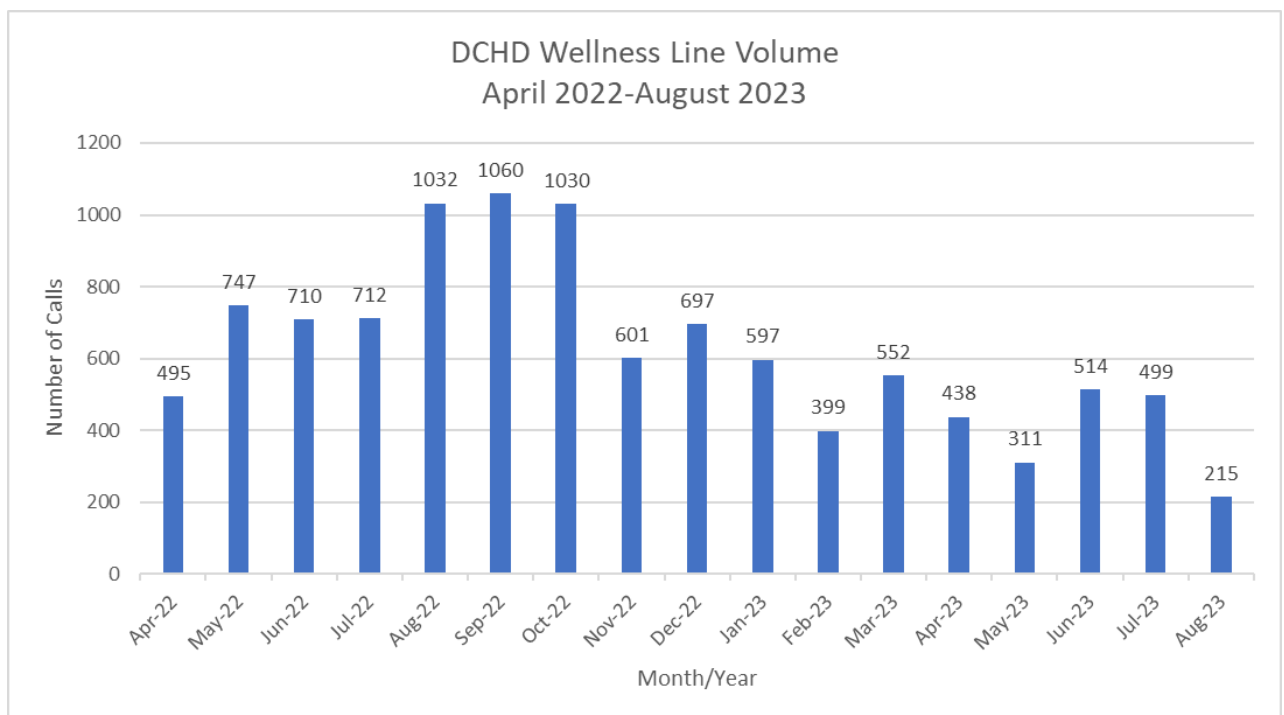
### Administration

- DCHD FY24 \$19,787,000 operating budget that was presented to the BOH on 6/1/23 was approved and is in effect as of 7/1/23.
- DCHD Administration is continuing to work with Delaware County budget and controller's offices on the closeout process for DCHD's FY23 budget.
- DCHD has completed a selection process for a software program to manage strategic planning and business strategy. AchieveIT will provide a dashboarding package to enhance visibility and accountability for the Department and will be brought to County Council for approval in September. This software program is expected to be 100% grant reimbursable.
- DCHD has been working with UKG/Kronos on launching timekeeping/attendance software package that will provide improved employee/management accountability and enhanced grant management and recordkeeping capabilities.
- Staff recruitment and stabilizing staff retention remains a high priority.
  - DCHD is analyzing department wide data and exploring training and retention opportunities.
  - DCHD is working closely with the County on these efforts. The County has shared plans to include the Health Department in a comp study which will be an immediate next step towards efforts to stabilize recruitment and retention in the department.
  - The Health Department was also successful in receiving 5-year Public Health Infrastructure Grant (PHIG) funding starting in FY24 targeted at improving public health staff recruitment and retention.
- DCHD has confirmed with the State of PA that the ACT 315 and ACT 12 payments are expected to be sent to the State Treasury for payment with the next few weeks.
- DCHD has begun invoicing for FY24 (\$8,673,764 in projected categorical grant revenue).
  - This includes the addition of the new PHIG and two Congressionally directed spending projects (Health Research Services Administration Health Equity grant and a Department of Labor Perinatal Community/Doula grant)
  - As well as the renewals of Preparedness, Epidemiological Laboratory Capacity, HIV/STI, Immunization, Tuberculosis, Maternal Child Health, and Mosquito Borne Vector Control grants.
- Administrative Services Division continues to support all DCHD programmatic divisions and staff, including
  - Effective and efficient billing of grant contracts.
  - Purchasing and procurement.
  - Managing infrastructure initiatives – EHR, UKG/Kronos, Performance Management system, Qualtrics, new building design/renovations
  - Fleet management of a DCHD's 40 vehicle fleet, including 30 EVs

- DCHD public communications and social media outreach:
  - Developing an HIV/Syphilis and HPV SEPTA bus ad campaign for fall 2023
  - Very active ongoing summer messaging related to vectors (e.g., mosquitos, ticks)
  - Maintaining an active presence on social media via Facebook, Twitter and Instagram. In August
    - Posted DCHD “Full House” reel across all platforms to a great response
      - <https://www.instagram.com/reel/Cvr8lB4APkk/>
      - <https://www.facebook.com/reel/615112693944613>
      - <https://twitter.com/DelcoHD/status/1688932635199016960>
      - <https://youtube.com/shorts/IXly2y9In3E>
    - Posted DCHD “Tell us what matters to you! Take our Community Health Assessment survey!
      - <https://www.instagram.com/p/CvaBgOjAdYK/>

## Population Health

- *Wellness Line.*
  - As summarized in the chart and table below, the DCHD wellness phone line continues to address health inquiries from the public. Wellness Line staff answer question directly and/or direct them to the appropriate division/county entity.
  - From April 2022 through August 11, 2023, DCHD responded to over **10,734** calls.



- In May 2023, DCHD transitioned our Wellness Line operations to the Qualtrics platform.
  - Additional dashboarding and enhanced analysis capabilities are being developed.
  - With the transition, we were able to introduce a new “customer service” component.
    - As of 8/11/23, 128 people chose "YES" when asked "Would it be okay for us to follow up with you in an email about your call center experience?"
    - 28 of those people actually completed the survey (response rate of 22%).

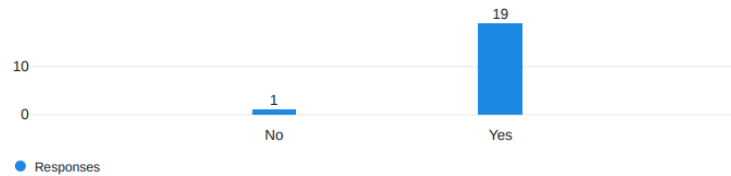
- The below charts share results from the first 20 respondents. Text comments received referred to DCHD call center staff being “kind,” “very pleasant and helpful,” “knowledgeable and polite,” “easy access,” and “very patient.”

Q1 - How satisfied were you with your experience with the call center?



PLEASE NOTE FOR Q1: One survey respondent selected "extremely dissatisfied" when they meant "extremely satisfied". They re-took the survey. Actual "extremely dissatisfied" respondents = 2.

Q2 - Did you get the help you needed?



- **Public Health Emergency Preparedness (PHEP).**
  - Delaware County Health Department (DCHD) exercised their Emergency Operations Center (EOC) Medical Countermeasure (MCM) response to an Ebola exposure among First Responders. This exercise was facilitated and evaluated by the Federal Emergency Management Agency (FEMA). This was a coordinated effort between DCHD, several County partners, as well as stakeholders.
    - After-Action Review Key Findings: The Public Health Emergency Preparedness team will use these findings to revise and improve our base emergency operations plan.
      - Identify how and when DCHD is notified of an infectious disease outbreak and incorporate response plans for different scenarios.
      - Train all DCHD staff in emergency operations to support and sustain 24-hour continuous operations if necessary.
      - Improve public information and warning communications with those who distrust government, underserved populations, Access, and Functional Needs (AFN) populations, and those with Limited English Proficiency (LEP).
      - Additional drills and exercises to improve DCHD staff training and familiarity with tools, resources, and forms.
  - Ten Delaware County Public School Districts are participating in DCHD’s embedded contract school nurse preparedness program for 2023-2024 school year. This program is helping DCHD build relationships with our public school district partners and increase public health preparedness and communicable disease awareness in the school health community.
  - Collaborating with Department of Emergency Services (DES) for a multipurpose temperature controlled personal protective equipment (PPE) warehouse; awaiting final purchase of warehouse location to begin purchasing equipment.
- **Outreach and Partnership.**
  - Continuing to distribute home COVID 19 test kits at clinics and outreach events.
  - 10 Community Outreach events scheduled for August/September 2023
  - Participated in Community Violence Focus Group
  - Supported various Communities “Night’s Out” programs in August

- *Delco Revive Campaign*. Launched “Delco Revive” pilot program in partnership with DES in April 2023; April- June 2023: 840 kits were disseminated
  - Completed first phase via collaboration with DES’ Narcan distribution planning grant from National Association of County City Health Officials (NACCHO); completed grant deliverables in June 2023
  - Plan to expand into other areas of the county with a focus on Upper Darby Township, SEPTA 69th St. Terminal and various schools
  - Investigating naloxone vending machines – possible locations: DCHD Chester and Yeadon Wellness Centers, Baldwin Tower lobby, 69th Street Terminal (if approved)
  - Training plan to be developed.
  - Drug testing strips - will be disseminating these as well as Narcan.
    - DCHD submitted minimum order of 2,000 xylazine test strips (expiration date 6/5/25) to the short-term PA DOH xylazine test strip offer.
    - DCHD will also be submitting our interest for future long-term xylazine/fentanyl test strip orders to the PA Department of Drug and Alcohol Program (DDAP) and Pennsylvania Commission on Crime and Delinquency (PCCD) survey
  - We will disseminate wound care kits as well, especially with the effects of xylazine
  - Detera drug disposal pouches
    - Countywide mailing by end of 2023
    - Need to design postcard in collaboration with DHS

## Environmental Health

- *Mosquito Borne Disease Control (MBDC) program:*
  - Municipalities notified via email of Mosquito Surveillance Program start date May 1, 2023.
  - Two DCHD staff completed Pesticide Certification Exam 7/24/23, waiting on results
  - Total of 35 positive WNV mosquito pools (some split pools) as of 8/11/23
  - 2 Adulticide treatments conducted this season
    - 7/31/23: sections of Upper Darby, Lansdowne, Yeadon
    - 8/10/23: sections of Upper Chichester, Aston and Brookhaven
- *Onlot Septic and Water Quality Permit Program (Act 537):*
  - Accepting and processing applications for septic, well and drillers
  - Conducting work related to this program included reviews, complaints, and site inspections
  - FAQs complete and posted on website
  - Working on compiling a list of DCHD licensed well drillers to share on website, anticipate completion in the coming weeks.
- *Institutions:*
  - DCDH Environmental and Population Health staff attended Early Learning Resource Center provider meeting in Darby on 9/8/23 to respond to questions presented by facility owners and DHS staff regarding DCHD institution inspections and county. Child Care Professional Network (CCPN) also participated. CCPN continuing to stay connected to DCHD EH to forward additional questions or clarification needs.

- FAQs regarding Early Childcare Learning Centers inspection and licensing now posted on website, and distributed to call center, EH staff and CCPN.
- **Food Safety:**
  - Two staff currently working with county sustainability team staff in discussions on food facilities and composting
  - 8/18/23 Penn State University Certified Food Manager class, 18 registrants as of 8/9/23; Location: Baldwin Tower
  - Seeing increase in temporary events as DCHD grows, will review needs for additional staff
  - Staff on average conduct 3 –4 inspections per day

**DCHD Environmental Health Operations through August 10, 2023**

|   | 23-Aug | 23-Jul | 23-Jun | 23-May | 23-Apr | 23-Mar | Feb-23 | Jan-23 | Aug-Dec 2022 | Pre CDP    |
|---|--------|--------|--------|--------|--------|--------|--------|--------|--------------|------------|
| Known Facilities (Does not include injunction)  | 2686   | 2682   | 2676   | 2671   | 2662   | 2664   | 2744   | 2741   | 2789         | 2714       |
| Number of facilities Licensed                   | 42     | 164    | 187    | 157    | 207    | 165    | 270    | 207    | 976          | 300 (+-50) |
| Number of Routine inspections Performed         | 121    | 264    | 300    | 277    | 290    | 460    | 404    | 483    | 1200         | 502 +      |
| Food Facility                                   | 104    | 193    | 193    | 149    | 232    | 380    | 347    | 428    | 902          | 502        |
| Institution                                     | 15     | 23     | 7      | 20     | 27     | 75     | 49     | 50     | 201          | unknwn     |
| Public Bathing Place                            | 2      | 8      | 21     | 69     | 6      | 4      | 8      | 5      | 15           | unknwn     |
| Parks/Campgrounds                               | 0      | 0      | 0      | 0      | 0      | 1      | 0      | 0      | 0            | unknwn     |
| Temp Event inspections performed                | 0      | 40     | 79     | 39     | 25     | 0      | 0      | 1      | 112          | unknwn     |
| Number of Follow up inspections Performed       | 17     | 70     | 45     | 70     | 69     | 96     | 67     | 58     | 249          | 133        |
| Food Facility                                   | 15     | 65     | 35     | 61     | 68     | 93     | 65     | 52     | 223          | 133        |
| Institution                                     | 0      | 0      | 1      | 0      | 1      | 3      | 2      | 6      | 19           | unknwn     |
| Public Bathing Place                            | 2      | 5      | 9      | 8      | 0      | 0      | 0      | 0      | 7            | unknwn     |
| Parks/Campgrounds                               | 0      | 0      | 0      | 1      | 0      | 0      | 0      | 0      | 0            | unknwn     |
| Number of Complaint Based inspections Performed | 3      | 19     | 11     | 70     | 69     | 96     | 67     | 58     | 249          | 133        |

|                      |   |    |   |    |    |    |    |    |     |        |
|----------------------|---|----|---|----|----|----|----|----|-----|--------|
| Food Facility        | 3 | 17 | 9 | 61 | 68 | 93 | 65 | 52 | 223 | 133    |
| Institution          | 0 | 0  | 1 | 0  | 1  | 3  | 2  | 6  | 19  | unknwn |
| Public Bathing Place | 0 | 2  | 1 | 8  | 0  | 0  | 0  | 0  | 7   | unknwn |
| Parks/Campgrounds    | 0 | 0  | 0 | 1  | 0  | 0  | 0  | 0  | 0   | unknwn |

|                                    |            |            |            |            |            |            |            |            |             |  |
|------------------------------------|------------|------------|------------|------------|------------|------------|------------|------------|-------------|--|
| <b>Total Inspections Performed</b> | <b>141</b> | <b>353</b> | <b>356</b> | <b>417</b> | <b>428</b> | <b>652</b> | <b>538</b> | <b>599</b> | <b>1698</b> |  |
|------------------------------------|------------|------------|------------|------------|------------|------------|------------|------------|-------------|--|

|  |    |    |   |  |  |  |  |  |  |  |
|--|----|----|---|--|--|--|--|--|--|--|
| Total Well and Septic Permits/License Issued | 12 | 15 | 1 |  |  |  |  |  |  |  |
| Well Permit                                  |    | 0  |   |  |  |  |  |  |  |  |
| Septic Permit                                | 1  | 2  | 1 |  |  |  |  |  |  |  |
| Well Driller License                         | 11 | 13 |   |  |  |  |  |  |  |  |
| Pump Hauler License                          | 0  | 0  |   |  |  |  |  |  |  |  |

|                                |           |           |           |           |           |           |           |           |               |  |
|--------------------------------|-----------|-----------|-----------|-----------|-----------|-----------|-----------|-----------|---------------|--|
| Accounts Receivable by Program | \$ 15,493 | \$ 48,268 | \$ 42,771 | \$ 38,871 | \$ 43,102 | \$ 39,808 | \$ 48,894 | \$ 95,966 | \$ 244,985.00 |  |
| Food Facility                  | \$ 13,031 | \$ 27,150 | \$ 35,357 | \$ 29,171 | \$ 36,370 | \$ 35,229 | \$ 46,694 | \$ 92,238 | \$ 219,747.00 |  |
| Institution                    | \$ 284    | \$ 4,124  | \$ 2,559  | \$ 1,611  | \$ 2,511  | \$ 3,838  | \$ 2,086  | \$ 3,554  | \$ 18,622.00  |  |
| Public Bathing Place           | \$ -      | \$ 705    | \$ 2,135  | \$ 5,829  | \$ 2,703  | \$ 285    | \$ -      | \$ 95     | \$ 1,566.00   |  |
| Temp Food Facility             | \$ 231    | \$ 2,514  | \$ 2,720  | \$ 2,260  | \$ 1,518  | \$ 456    | \$ 114    | \$ 79     | \$ 5,050.00   |  |
| Well Program                   | \$ 1,377  | \$ 7,315  |           |           |           |           |           |           | \$ -          |  |
| Septic Program                 | \$ 570    | \$ 6,460  |           |           |           |           |           |           | \$ -          |  |

|                                     |           |             |             |             |           |            |             |           |               |  |
|-------------------------------------|-----------|-------------|-------------|-------------|-----------|------------|-------------|-----------|---------------|--|
| Accounts Receivable by payment type | \$ 15,493 | \$ 48,268   | \$ 45,241   | \$ 38,967   | \$ 43,102 | \$ 39,808  | \$ 48,894   | \$ 93,270 | \$ 241,705.00 |  |
| Cash                                | \$ -      | \$ -        | \$ -        | \$ -        | \$ -      | \$ -       | \$ -        | \$ -      | \$ -          |  |
| Check                               | \$ 11,022 | \$ 39,099   | \$ 34,932   | \$ 24,702   | \$ 31,705 | \$ 25,056  | \$ 36,567   | \$ 75,830 | \$ 176,615.00 |  |
| Credit                              |           |             |             |             |           | \$ -       | \$ -        | \$ -      | \$ -          |  |
| PayPal                              | \$ 3,711  | \$ 9,003    | \$ 10,155   | \$ 14,483   | \$ 11,397 | \$ 14,818  | \$ 12,736   | \$ 17,440 | \$ 65,090.00  |  |
| Credits from Over Payments          | \$ -      | \$ (158.00) | \$ (112.00) | \$ (218.00) | \$ -      | \$ (66.00) | \$ (409.00) |           | \$ -          |  |
| Open Credits applied to amount Due  | \$ 760.00 | \$ 324.00   | \$ 266.00   |             |           |            |             |           | \$ -          |  |

## Medical Advisor

- Supported Vaccine for Children clinics and reviewed documentation and error reduction strategies with clinical staff
- Facilitated with Epidemiology and Personal Health team the publication of DCHD’s first Delaware County Health Professional Update in August 2023; provided to Delaware County Medical Society for distribution and posting on their website; will be included in future DCHD Health Provider corner on DCHD website as well
- DCHD’s new Medical Advisor, Dr. Deb Kahal, started with DCHD effective 7/1/23. Dr. Lisa O’Mahoney’s retirement from DCHD is effective 8/15/23.
- Personal Health is leading the updates to DCHD’s Standing Orders and CLIA documentation and will conduct EMR training with Dr. Kahal and share/discuss DCHD MOUs relevant for the Medical Advisor.
  - Face to face meet and greet with staff is being planned.
  - Dr. O’Mahony provided updates for Dr. Kahal regarding standing orders for new monovalent COVID-19 boosters for release in the next 30 -60 days; reviewed existing standing orders for Flu vaccine for residents 3 years and older

## Personal Health

- Staffing challenges continue to be significant due to resignations and retirements. Recruitment and hiring ongoing.
- Electronic Medical Records (EMR) implementation and training completed in May. All staff have been trained and are currently using the EMR to schedule appointments, create electronic patient profiles and charts and documents vaccinations. The EMR communicates directly with the state immunization system (PA-SIIS), so inventory is subtracted as DCHD administers VFC vaccines.
- Accurant (Nexus Lexus) search system obtained and onboarded in August.
- Chester Wellness Center office improvements completed: Floor, paint, lighting, new furniture, front entrance painted, new signage; security system (camera, panic buttons, swipe card access), window blinds.
- *Tuberculosis (TB) Program:*  
Program continues to run with biweekly Nurse run clinics and monthly Doctor run clinics. Current TB Patient Data:
  - 10 active TB cases
  - 21 Latent TB Infection
  - 10 electronic Direct Observation Therapy
  - DCHD received 18 Interjurisdictional Transfers (IJN)TB cases in August

### TB Incidence in Delaware County, Pennsylvania, and the U.S: 2019 - 2022

| Year | United States <sup>[2]</sup> |                                    | Pennsylvania <sup>[3]</sup> |                                    | Delaware County <sup>[4]</sup> |                                      |
|------|------------------------------|------------------------------------|-----------------------------|------------------------------------|--------------------------------|--------------------------------------|
|      | Cases                        | Incidence rate per 100,000 persons | Cases                       | Incidence rate per 100,000 persons | Cases                          | Incidence rate per 100,000 persons†# |
| 2019 | 8,898                        | 2.7                                | 198                         | 1.5                                | 15                             | 2.7                                  |
| 2020 | 7,171                        | 2.2                                | 157                         | 1.2                                | 5                              | 0.9                                  |
| 2021 | 7,882                        | 2.4                                | 166                         | 1.3                                | 17                             | 3.0                                  |
| 2022 | 8,300                        | 2.5*                               | 173                         | 1.3                                | 11                             | 1.9                                  |

|                           |        |     |     |     |    |     |
|---------------------------|--------|-----|-----|-----|----|-----|
| 2019-2022<br>(cumulative) | 32,251 | 9.7 | 694 | 5.4 | 48 | 8.4 |
|---------------------------|--------|-----|-----|-----|----|-----|

† Incidence was calculated per 100,000 persons using mid-year population estimates from the U.S. Census Bureau

# Incidence rates for case counts less than 20 are unreliable.

- *Immunizations Program:*
  - Immunization Clinic Hours:
    - Chester: Mondays: 9am-3pm
    - Yeadon: Tuesday-Thursday: 9am-3pm, Every other Wednesday: 12pm-4pm, and every 3rd Saturday
  - Flu clinic planning in progress
  - Back to school vaccine clinics planned/scheduled
  - Homebound program continues to be available to administer vaccines to those members of community unable to leave home
  - In addition to COVID 19, DCHD has ordered a private stock of vaccines to support homebound and uninsured adults
    - Shingles
    - Pneumococcal
    - TDAP
    - Polio
    - Influenza
  - HRSA 340B Pharmacy program approved for Chester Wellness Center with start date of 10/1/23
- *School Nurse Liaison*
  - School Nurse newsletter created for Delaware County school nurses
  - Contracts completed and sent to school nurses who will be embedded in Delco schools for preparedness program
  - New email created for school nurse inquiries - [DCHDSchoolNurse@co.delaware.pa.us](mailto:DCHDSchoolNurse@co.delaware.pa.us)
  - Created a School Nurse section on the DCHD webpage - [School Nurse Resources - Delaware County, Pennsylvania \(delcopa.gov\)](https://www.delcopa.gov/school-nurse-resources)
- *Maternal Child Health Program:*
  - Intensive ongoing efforts on childhood lead poisoning prevention case management, health provider outreach and coordination, and future programming
    - New collaboration with county Office of Community Development for affordable housing funds to be used to help lead poisoned families
    - New coordinated case management approach in progress DCHD, DHS, Family Community Services
    - Planning for purchase of point of care testing machines for Women Infant and Children (WIC), Federally Qualified Health Centers (FQHCs)
  - Doula work with Maternity Care Coalition, Foundation of Delaware County, and Pettaway by increasing training opportunities to train and hire more doulas
  - Vaccines for Children (VFC) Immunization Quality Improvement for Providers (IQIP) Compliance Visits (1/23-8/15/22)
    - VFC Providers annual or sesquiannual compliance visits: 12 visits
    - VFC Providers unannounced visits: 3 visits
    - VFC Providers announced visits: 1 visit
    - VFC vaccines transfers/transports: 5 visits



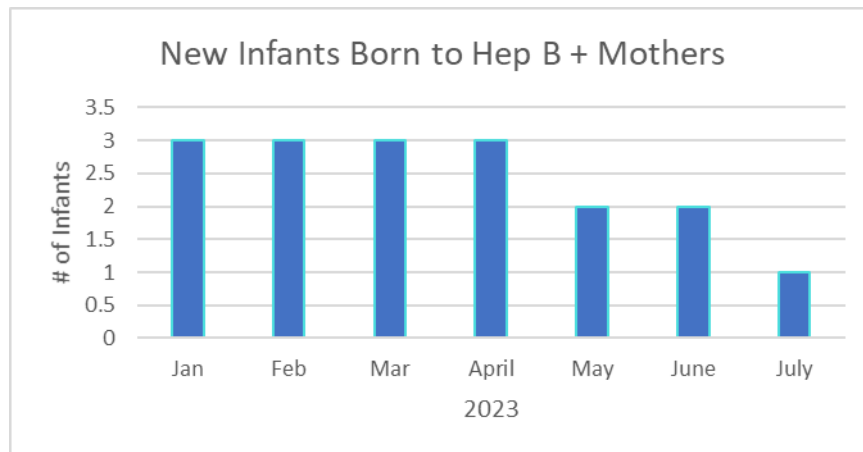
Educational/Resource Visits (1/23-8/15/23)

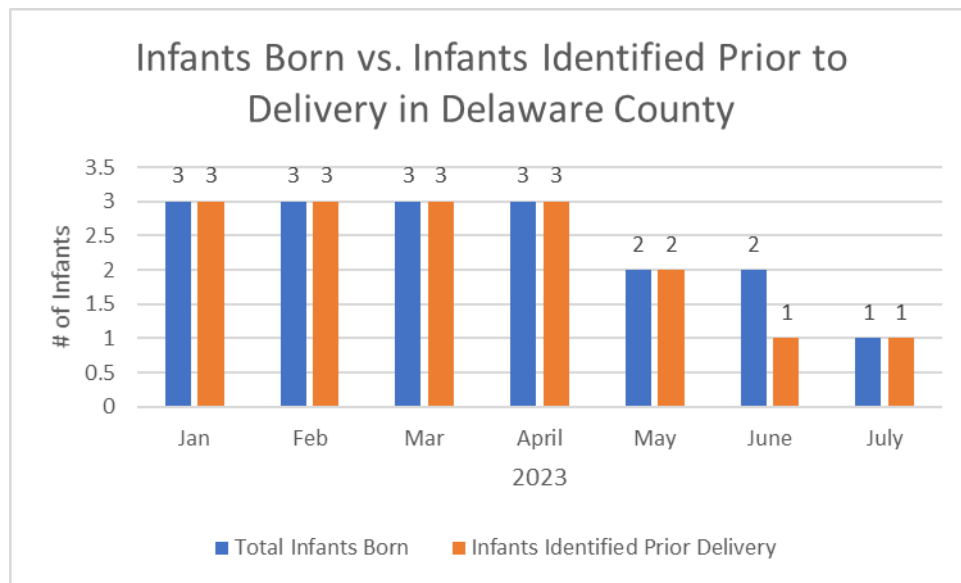
- IQIP VISITS: 3 visits completed while shadowing with PADOH
- CHILDCARE GROUP SETTING VISITS (CCGS): Presently ongoing-2 out of 15 completed
- SCHOOL LAW IMMUNIZATION REPORT VISITS: 15 out of 15 schools completed

○ Perinatal Hepatitis B:

- Program year 2023-2024- Perinatal Hepatitis B nurse plans to visit 20 provider offices to increase awareness and continue to enhance coordination with DCHD and collaborate on improving patient care.
- General Perinatal B updates as of July 28th, 2023:
  - Infants born this month: 1
  - Cases closed/transferred this month: 2
  - Total case load: 54
  - Families (mothers + infants) in progress: 34
  - Expectant mothers: 20
  - Infants in progress for HBV series: 18
  - Infants completed three dose HBV series: 16
  - Infants overdue for last Hep B dose: 1 (Dr aware)
  - Infants awaiting 9 month follow up bloodwork: 8 of 15
  - Infants overdue for 9 month follow up bloodwork: 7 of 15

Monthly Report for Infants Born to Hepatitis B Positive Mothers in Delaware County, PA (January 2023—July 2023)





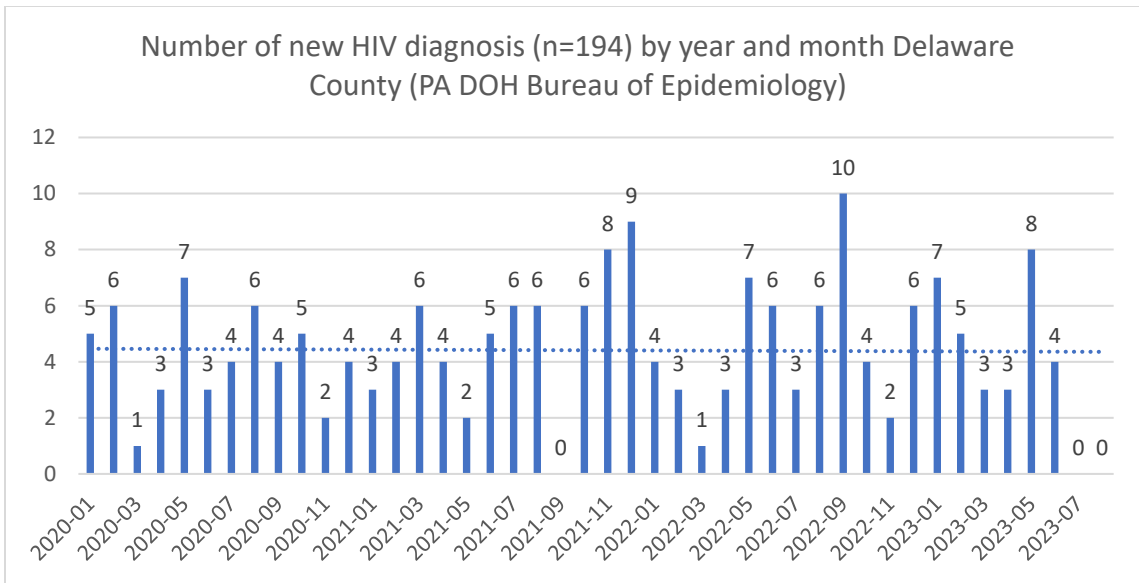
- **Sexually Transmitted Infections (STI)/Sexually Transmitted Diseases (STD) Program:**

- Ongoing DCHD STI Clinics– Mondays 10 am-2 pm Yeadon and Wednesday 10 am-2 pm in Chester.
- DIS (HIV) staff trained to do rapid HIV testing. Take home rapid HIV kits ordered for community outreach events.
- DCHD condom program continues to operate; from 2/15/23-8/15/23, 4540 free condoms distributed.
- The following tables and charts provided summaries of STD data for Delaware County. Note, for the HIV data, “reports” are lab testing results from providers or hospitals. Depending on the report results, additional testing and investigation may be needed to determine if a report is an HIV case or not.

**Delaware County HIV Reports, Investigations, and New HIV Disease Summary (1/1/23 – 8/14/23)**

| YEAR-MONTH       | NEW HIV INVESTIGATION | HIV UNDER INVESTIGATION | NOT CASE | DUPLICATE CASES | NEW HIV DIAGNOSES | NEW REPORTS |
|------------------|-----------------------|-------------------------|----------|-----------------|-------------------|-------------|
| 2023-01          | 48                    | 5                       | 35       | 8               | 7                 | 607         |
| 2023-02          | 41                    | 4                       | 31       | 6               | 5                 | 540         |
| 2023-03          | 47                    | 2                       | 40       | 5               | 3                 | 760         |
| 2023-04          | 44                    | 6                       | 28       | 10              | 3                 | 664         |
| 2023-5           | 53                    | 8                       | 41       | 4               | 8                 | 652         |
| 2023-6           | 51                    | 4                       | 43       | 4               | 4                 | 626         |
| 2023-7           | 38                    | 5                       | 29       | 4               | 0                 | 553         |
| 2023-8 (partial) | 29                    | 18                      | 9        | 2               | 0                 | 284         |
| TOTAL            | 351                   | 52                      | 256      | 43              | 30                | 4,686       |

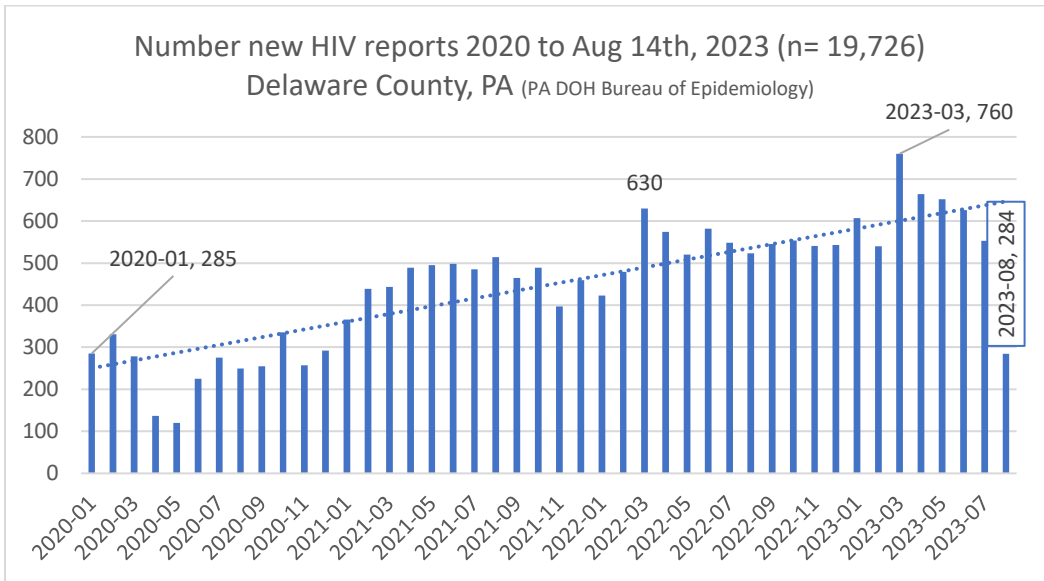
Prepared as of 8/14/23 by PADOH Bureau of Epidemiology, HIV Surveillance Data; note 2023 data is for a **partial year**.



Prepared by DCHD Epidemiology using PADOH Bureau of Epidemiology data as of 8/14/23; note 2023 data is for a **partial year**.

This bar chart displays the number of new HIV diagnosis by year and month Delaware County, PA:

- Note flat trend from 2020 to 2023 (August 14<sup>th</sup>)
- 194 total new HIV diagnosis

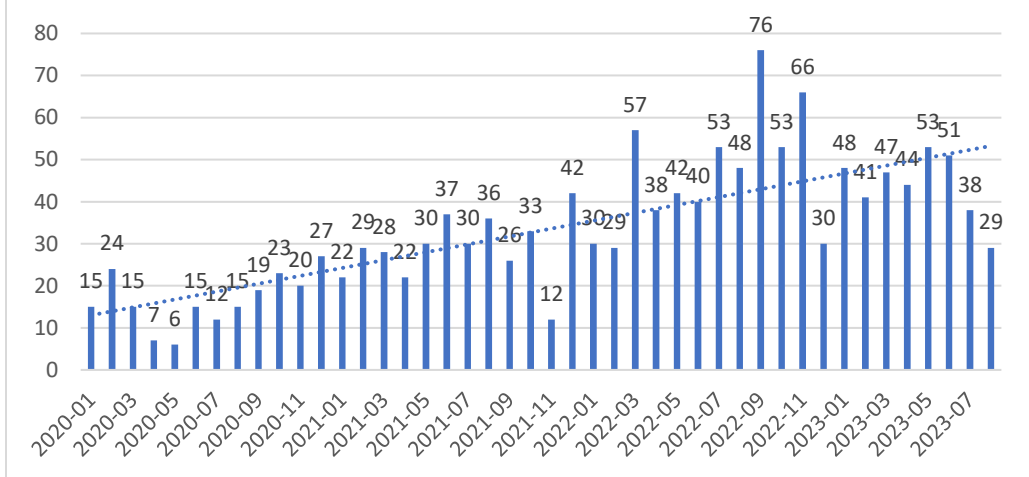


Prepared by DCHD Epidemiology using PADOH Bureau of Epidemiology data as of 8/14/23; note 2023 data is for a **partial year**.

This bar chart displays the number of new HIV reports from 2020 to Aug 8<sup>th</sup>, 2023, Delaware County, PA

- Notable increasing trend in HIV reports
- From 285 HIV reports in 2020 January to 553 on July 2023 and 284 from Aug 1 to 14<sup>th</sup>, 2023

Number of new HIV investigations (n= 1,458) by year and month Delaware County, PA (PA DOH Bureau of Epidemiology)



Prepared by DCHD Epidemiology using PADOH Bureau of Epidemiology data as of 8/14/23; note 2023 data is for a partial year.

This third bar chart displays the number of new HIV investigations from Jan 2020 to Aug 14<sup>th</sup>, 2023, Delaware County, PA.

- Number of HIV investigations show an increasing trend
- From 15 in January 2020 to 29 in August 14<sup>th</sup> 2023

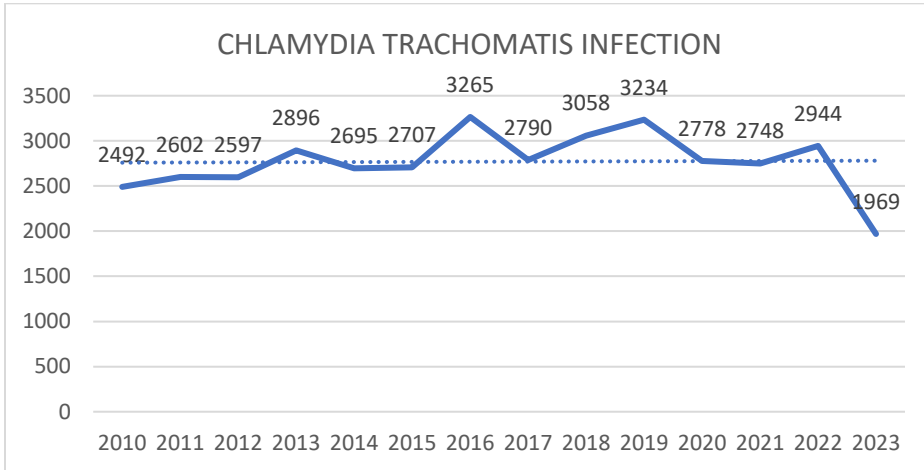
### Delaware County STD Cases Summary (2010-2023)

| Count of HRAID                         | Column Labels | 2010 | 2011 | 2012 | 2013 | 2014 | 2015 | 2016 | 2017 | 2018 | 2019 | 2020 | 2021 | 2022 | 2023 | Grand Total |
|--|---------------|------|------|------|------|------|------|------|------|------|------|------|------|------|------|-------------|
| <b>CHLAMYDIA TRACHOMATIS INFECTION</b> |               | 2492 | 2602 | 2597 | 2896 | 2695 | 2707 | 3265 | 2790 | 3058 | 3234 | 2778 | 2748 | 2944 | 1969 | 38775       |
| F                                      |               | 1895 | 1891 | 1818 | 2114 | 1904 | 1872 | 2193 | 1930 | 2028 | 2087 | 1838 | 1768 | 1885 | 1286 | 26509       |
| M                                      |               | 595  | 704  | 777  | 775  | 781  | 830  | 1068 | 854  | 1024 | 1141 | 938  | 979  | 1056 | 680  | 12202       |
| O                                      |               | 1    |      |      |      |      |      |      |      |      |      |      |      | 1    |      | 2           |
| U                                      |               | 1    | 7    | 2    | 7    | 10   | 5    | 4    | 6    | 6    | 6    | 2    | 1    | 2    | 3    | 62          |
| <b>GONORRHEA</b>                       |               | 671  | 615  | 638  | 732  | 653  | 686  | 783  | 702  | 893  | 966  | 1237 | 1069 | 984  | 659  | 11288       |
| F                                      |               | 415  | 369  | 369  | 414  | 336  | 328  | 365  | 315  | 375  | 424  | 614  | 485  | 413  | 270  | 5492        |
| M                                      |               | 256  | 246  | 269  | 317  | 314  | 355  | 415  | 386  | 515  | 540  | 623  | 584  | 571  | 387  | 5778        |
| U                                      |               |      |      |      | 1    | 3    | 3    | 3    | 1    | 3    | 2    |      |      |      | 2    | 18          |
| <b>SYPHILIS, CONGENITAL</b>            |               |      |      |      |      |      |      |      |      |      |      | 1    | 1    | 2    | 1    | 5           |
| F                                      |               |      |      |      |      |      |      |      |      |      |      | 1    |      |      | 1    | 2           |
| M                                      |               |      |      |      |      |      |      |      |      |      |      |      | 1    | 2    |      | 3           |
| <b>SYPHILIS, EARLY LATENT</b>          |               | 5    | 20   | 24   | 36   | 39   | 55   | 73   | 61   | 65   | 67   | 71   | 113  | 127  | 51   | 807         |
| F                                      |               |      | 1    | 4    | 5    | 4    | 9    | 15   | 6    | 11   | 18   | 13   | 26   | 34   | 21   | 167         |
| M                                      |               | 5    | 19   | 20   | 31   | 35   | 46   | 58   | 55   | 54   | 49   | 58   | 87   | 93   | 30   | 640         |
| <b>SYPHILIS, PRIMARY</b>               |               | 4    | 2    | 5    | 4    | 5    | 5    | 13   | 7    | 10   | 8    | 7    | 15   | 35   | 15   | 135         |
| F                                      |               | 1    |      |      | 1    | 1    |      | 2    |      |      | 1    | 1    | 2    | 3    | 3    | 15          |
| M                                      |               | 3    | 2    | 5    | 3    | 4    | 5    | 11   | 7    | 10   | 7    | 6    | 13   | 32   | 12   | 120         |
| <b>SYPHILIS, SECONDARY</b>             |               | 10   | 10   | 11   | 20   | 14   | 18   | 29   | 31   | 20   | 21   | 24   | 59   | 61   | 21   | 349         |
| F                                      |               |      | 1    | 3    | 2    | 2    | 1    | 3    | 2    | 6    | 1    | 4    | 13   | 14   | 6    | 58          |
| M                                      |               | 10   | 9    | 8    | 18   | 12   | 17   | 26   | 29   | 14   | 20   | 20   | 46   | 47   | 15   | 291         |
| <b>Grand Total</b>                     |               | 3182 | 3249 | 3275 | 3688 | 3406 | 3471 | 4163 | 3591 | 4046 | 4296 | 4118 | 4005 | 4153 | 2716 | 51359       |

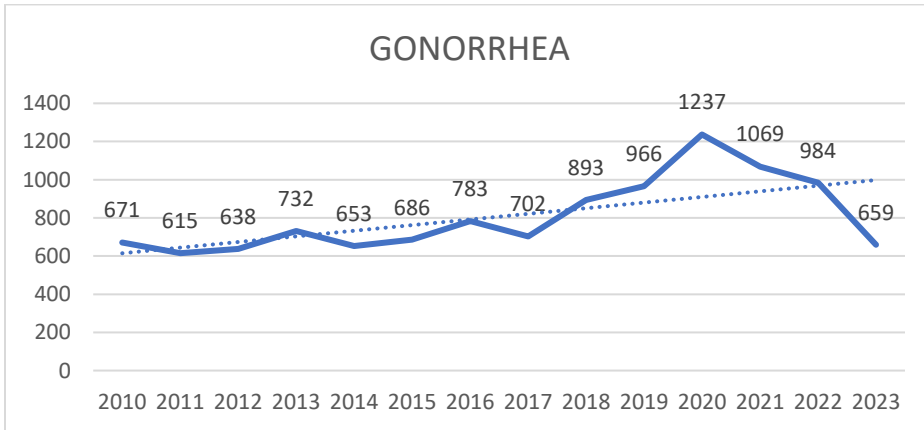
Prepared on 8/8/23 by PADOH Bureau of Epidemiology; note 2023 data is for a partial year.

### STIs Delaware County, PA From 2010 to Aug 8<sup>th</sup>, 2023

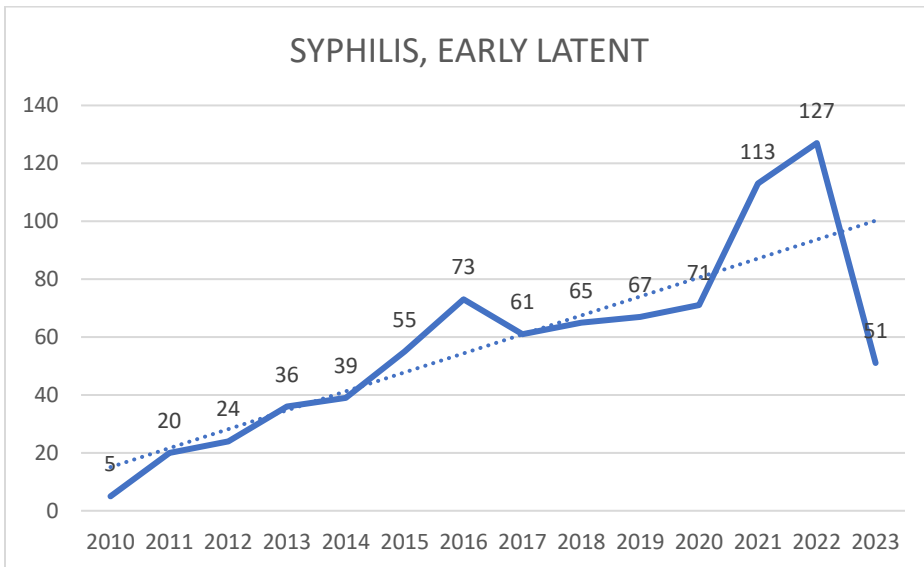
- Marginal increasing trend Chlamydia
- Increasing trend all other STIs



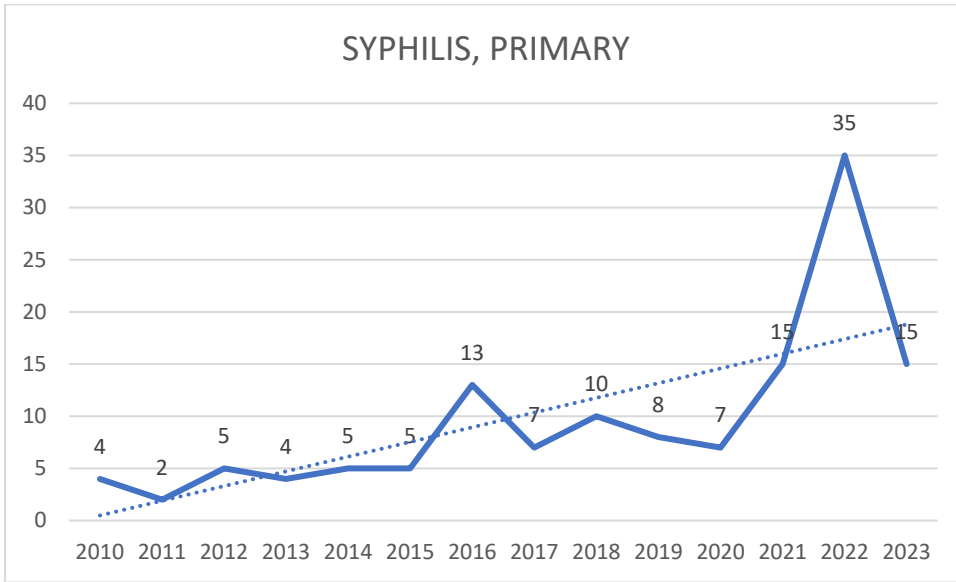
Prepared by DCHD Epidemiology using PADOH Bureau of Epidemiology data as of 8/8/23; note 2023 data is for a **partial year**.



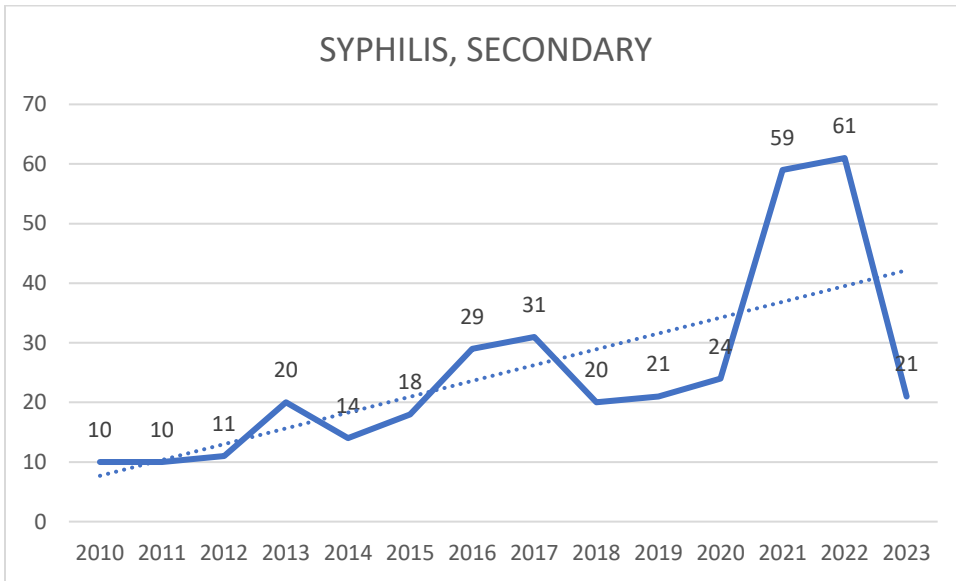
Prepared by DCHD Epidemiology using PADOH Bureau of Epidemiology data as of 8/8/23; note 2023 data is for a **partial year**.



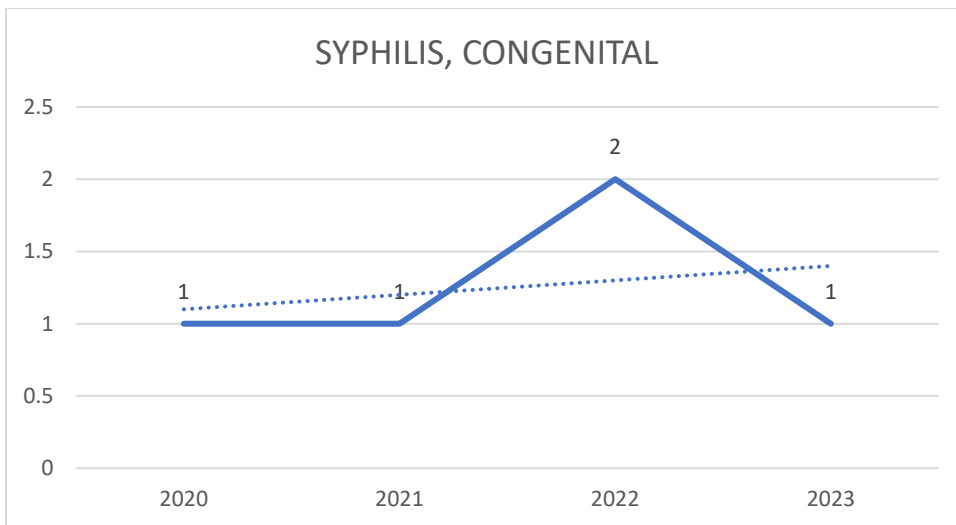
Prepared by DCHD Epidemiology using PADOH Bureau of Epidemiology data as of 8/8/23; note 2023 data is for a **partial year**.



Prepared by DCHD Epidemiology using PADOH Bureau of Epidemiology data as of 8/8/23; note 2023 data is for a **partial year**.



Prepared by DCHD Epidemiology using PADOH Bureau of Epidemiology data as of 8/8/23; note 2023 data is for a **partial year**.

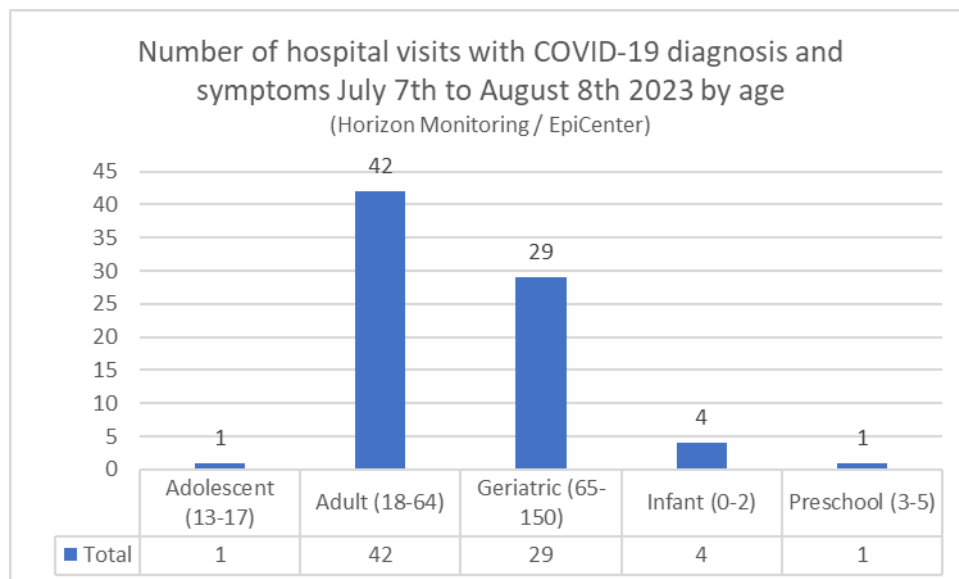


Prepared by DCHD Epidemiology using PADOH Bureau of Epidemiology data as of 8/8/23; note 2023 data is for a **partial year**.

## Epidemiology

- *Delaware County Health Department Community Health Assessment*
  - DCHD Updated CHA Survey – data collection extended through 8/31/23. Responses Total: 2,717 (90.6% of GOAL) (as of 8/13/23).
    - Still would like to increase survey responses of individuals ages 18-24 and among communities of color, other socially disadvantaged groups.
    - Live results dashboard well received.
  - Community Conversations: DCHD staff members, DHS partners, and community volunteers participated in the CHA community conversations in four municipalities in July-August 2023. As of 8/10/2023, qualitative data and information on health and social concerns as well as opinions regarding how to spend the opioid settlement fund were collected from approximately 136 registered participants in Morton Township, Upper Darby, City of Chester, and Concord Township.
  - Focus groups to solicit direct feedback from hard to reach populations being planned for late summer/fall.
  - Analysis of secondary data and the development of Community Health Improvement Plan is targeted for fall 2023, followed by the selection of priorities in Winter 2023.
  - Qualitative data from DCHD Community Health Assessment (CHA) Community Conversations – Morton, Upper Darby, City of Chester, Concord Township (Radnor to be added after event)
    - DCHD staff members, DHS partners, and community volunteers participated in the CHA community conversations in four municipalities
    - As of 8/10/2023, qualitative data and information on health and social concerns as well as opinions regarding how to spend the opioid settlement fund were collected from approximately 136 registered participants in Morton Township, Upper Darby, City of Chester, and Concord Township.
- *Disease Surveillance*
  - Published Quarter 1 2023 Infectious Disease Report, posted on DCHD website at <https://www.delcopa.gov/health/pages/pdf/2023DCHDAnnualIDReportQ2FINAL.pdf>
  - Ongoing development of 2022 DCHD Communicable Disease Annual Report that dives deeper into notable communicable diseases in Delaware County from 2022 analyzing retrospective trends

- Monitored Communicable Disease DIS team investigations of 678 cases of reportable diseases from January 1<sup>st</sup> through July 14<sup>th</sup>, 2023
  - Most notable cases included
    - Cutaneous diphtheria
    - Pertussis
    - Mumps
    - Infant botulism
    - Invasive Group A Streptococcus
- *Updated Delaware County Perinatal Period of Risk (PPOR) Project*
  - On August 7, 2023, and with 2016-2020 data from the Pennsylvania Department of Health, Office of Vital Statistics, DCHD Epi began planning the analysis of protected data files that included live births, linked to fetal and infant deaths in Delaware County using the Perinatal Period of Risk (PPOR) approach.
  - Delaware County first and only PPOR (by the Foundation for Delaware County) included 2008 and 2012 data on live births, infant deaths, and fetal deaths (access full report [Baby's 1st Perinatal Periods of Risk \(PPOR\) Study & Community Action Plan \(delcofoundation.org\)](https://www.delcofoundation.org/) )
  - One of the DCHD PPOR goals is to support the Foundation for Delaware County with their current Community Action Network's implementation of strategic goals from the first PPOR; this network is comprised of stakeholders/partners working on reducing infant mortality in Delaware County since 2016.
- *Harnessing digital technology and special projects – COVID-19*
  - Health Monitoring EpiCenter provides real time reports on visits to hospitals and urgent care centers. EpiCenter data indicate Delaware County's moving average of the number of cases with a COVID-19 diagnosis and symptoms increased from 8.96 on July 7th to 9.93 in July 8th 2023; Persons 18-64 years of age reported the largest number of cases (42)



- Increase in recent hospital COVID-19 visits shown above agrees with SARS-CoV-2 RNA in wastewater genetic material (N gene all variants) detected in the Delcora Wastewater Treatment Plant in Chester PA