

## Board of Health

Rosemarie Halt, *Chair*  
Lily Higgins, MD, *Vice Chair*  
Patrick Brennan, MD  
Annemarie Hirsch  
Oni Richards



Lora Siegmann Werner, MPH  
*Health Director*  
Stephanie Reese, MSN, MBA, RN  
*Deputy Director*

*Promoting and Protecting the Health of Delaware County*

**11/26/2025**

## **Delaware County Board of Health Meeting Delaware County Department of Health Status Report**

Reporting Period: September – November 2025

### **I. Executive Summary**

DCHD advanced key operational and infrastructure modernization efforts, including strategic relocations to improve efficiency and reduce costs. Technology upgrades strengthened IT service management, data visibility, and EOC/AV reliability to better support public health preparedness. Despite State and Federal fiscal uncertainty, active management of complex funding streams ensured program continuity. Core programs across Community Health Improvement Plan (CHIP), personal health, and population health remained strong, even as the department navigated challenges related to collective bargaining, staffing capacity, and infrastructure delays.

#### **Key achievements:**

- Office relocations are progressing as part of DCHD's broader strategy to reduce costs and support operations:
  - Administrative Division (estimated move date end of May 2026):
    - Estimated cost savings: ~\$147,000 per year in Administration Division rent costs eliminated
    - Efficiencies gained: Administration staff co-located with the majority of other DCHD programs
  - Environmental Division (estimated move date early February 2026)
    - Estimated cost savings: ~\$175,000 saved over 5-year lease term
    - Efficiencies gained: Environmental Health geographically centralized, reducing staff travel times and increasing convenience for some county clients; majority of DCHD EV fleet located in much closer proximity to county charging locations
- Freshservice (cloud-based IT Service Management platform) and Jotform (survey and form builder) went live in November and are now supporting ticketing, dashboards, analytics, knowledge management, and surveys across DCHD.
  - The transition from Qualtrics to these two new platforms was led by DCHD's Data Modernization Specialist and Administrator for Operations over the last year with in depth coordination across all departments.
  - Estimated cost savings: \$143,700 per year

- DCHD will conduct a final pre-delivery inspection site visit for DCHD's Wellness on Wheels (WOW) Mobile Health Unit in December 2025. Vehicle currently scheduled for arrival at DCHD in Q1 2026; SOP development and equipment preparation underway.
- EOC (Emergency Operations Center) connectivity strengthened with upgraded Wi-Fi and Windows 11 laptops; planning for backup power and more robust partner access in progress.
- DCHD's FY 2025–2026 total available grant funding is \$7.93M; 13% spent to date, leaving significant capacity for planned activities.
- Strong performance in community engagement and service delivery through CHIP, personal health programs and Population Health outreach and preparedness.

### Challenges:

A common theme across DCHD programs is the operational impact of DCHD staff members being added to an existing Delaware County bargaining unit of the American Federation of State, County and Municipal Employees (AFSCME) after an employee vote and state labor board certification in October 2025. Approximately 60% of DCHD employees are now members of the AFSCME. DCHD management is working to comply with the current collective bargaining agreement while continuing to provide consistent oversight and support to all employees. To strengthen supervisory capacity during this transition, programs report a need for clearer guidance, including a detailed outline of the existing agreement to ensure aligned and compliant personnel management.

## II. Programmatic Updates

### Epidemiology:

#### Reportable & Seasonal Diseases

- **Respiratory Illnesses:** COVID-19, influenza, and RSV wastewater levels remain very low. No reports of outbreaks from long-term care facilities or schools. One croup outbreak reported in a single school.
- **Vector-borne Illnesses:** DIS staff continue to evaluate cases of tickborne diseases. Malaria (travel acquired) and tickborne diseases were investigated this month.
- **Measles:** At the request from the CDC and PA DOH, DCHD investigated two suspected Delco resident exposures to a measles case traveling by plane in November 2025. One case provided an interview and reported to be vaccinated and without symptoms. The second case did not respond to 4 calls/text messages. DCHD hand-delivered a letter to the non-respondent case's address.
- **Mpox:** None detected or reported this month (as of 11/11/25). One case each reported in September and October 2025.

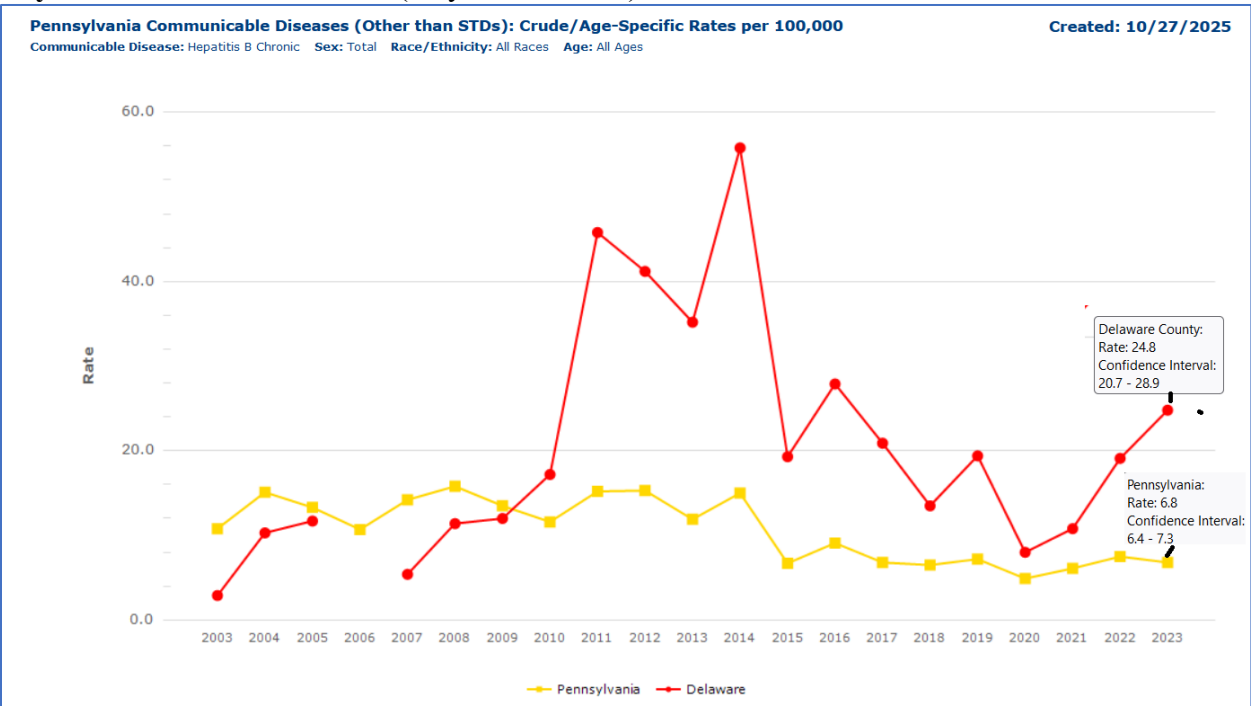
## Reportable Diseases Year to Date (YTD)

MMWR WEEKS 1-46 (Jan 4th - Nov 15th)	YTD 2024	YTD 2025	Grand Total	Difference YTD 2024 vs. 2025
Grand Total	10703	13385	24088	2682
FLU A	2927	6226	9153	3299
CHLAMYDIA	2728	2343	5071	-385
FLU B	1341	1125	2466	-216
GONORRHEA	1033	889	1922	-144
RSV	731	953	1684	222
LYME	591	671	1262	80
HEP C PAST/PRESENT	198	298	496	100
HEP B CHRONIC	228	181	409	-47
PERTUSSIS	206	36	242	-170
CAMPYLO	90	86	176	-4
SYPHILIS LATE/UNK	63	77	140	14
SALMONELLA	67	57	124	-10
STREP A INVAS	54	42	96	-12
SYPHILIS EARLY LAT	54	23	77	-31
SYPHILIS SECONDARY	34	38	72	4
SHINGLES	37	31	68	-6
ANAPLASMOSIS	16	30	46	14
C AURIS SCR	23	19	42	-4
NOROVIRUS	15	25	40	10
MALARIA	24	13	37	-11
SHIGELLOSIS	21	12	33	-9
SYPHILIS PRIMARY	19	14	33	-5
TB	14	13	27	-1
C AURIS CLIN	13	12	25	-1
H FLU	11	14	25	3
BABESIOSIS	11	13	24	2
LEGIONELLA	10	13	23	3
STEC	15	8	23	-7
STREP PNEUMO INV	7	16	23	9
GIARDIASIS	14	8	22	-6
CRYPTOSPOR	9	10	19	1
VARICELLA	7	12	19	5
YERSINIOSIS	10	6	16	-4
CPO CLIN	3	10	13	7
MEN ASEPTIC	6	7	13	1
HISTO	5	5	10	0
TOXOPLAS	10	0	10	-10
VIBRIOSIS	6	2	8	-4
GUILLAIN BARRE	3	4	7	1
WEST NILE NEUROINV (ARBONET)	5	2	7	-3
WEST NILE NEUROINV (NETSS)	5	2	7	-3
AMEBIASIS	1	5	6	4
DENGUE (ARBONET)	5	1	6	-4
DENGUE (NETSS)	5	1	6	-4
HEP A	4	2	6	-2
BOTULISM INFANT	1	4	5	3
CYCLOSPORA	4	1	5	-3
MEN OTHER	1	4	5	3
MONKEYPOX	3	2	5	-1
HEP C ACUTE	4	0	4	-4
CPO SCR	0	3	3	3
MIYAMOTOI	0	3	3	3
STREP B INVAS	3	0	3	-3
HEP B ACUTE	0	2	2	2
HEP D	1	1	2	0
TYPHOID	1	1	2	0
ARBO UNSPEC (NETSS)	0	1	1	1
ENCEPH UNSPEC	1	0	1	-1
FLU UNSPEC	0	1	1	1
FOOD POIS UNSPEC	1	0	1	-1
HEP C PERINATAL	0	1	1	1
HEP E	0	1	1	1
LEPTOSPIRA	0	1	1	1
N MENING	1	0	1	-1
RMSF	1	0	1	-1
STREP TOX SHOCK	0	1	1	1
SYPHILIS CONG	1	0	1	-1
TSS	0	1	1	1
TYPHUS MURINE	1	0	1	-1
WEST NILE FEVER (ARBONET)	0	1	1	1
WEST NILE FEVER (NETSS)	0	1	1	1

**Infectious/Communicable Disease Investigations**

**Hepatitis B**

Delaware County **Hepatitis B Chronic** rate 24.8 per 100,000 persons significantly **higher than Pennsylvania from 2010 to 2023** (10 years in a row)



Delaware County Black Chronic Hepatitis B rate significantly higher than PA in 10 years, White in 1 year (A rate in **red** for a county denotes a significantly higher value compared to PA)

Year	Race/Ethnicity	Count	Crude/Age-Specific Rate	Race/Ethnicity	Count	Crude/Age-Specific Rate
2023	White	16	4.2	Black	54	39.2
2022	White	9		Black	49	36.0
2021	White	7		Black	25	18.6
2020	White	ND		Black	8	ND
2019	White	5		Black	22	17.1
2018	White	ND		Black	10	7.9
2017	White	ND		Black	17	13.6
2016	White	ND		Black	20	16.3
2015	White	ND		Black	7	ND
2014	White	9		Black	28	23.4
2013	White	5		Black	25	21.3
2012	White	7		Black	25	21.6
2011	White	10		Black	39	34.6
2010	White	6		Black	14	12.7

## STI 2025 vs. 2024

Data as of 11/19/25, 12:05 AM Filtered by Year (is 2025 & 2024),  
2025

DISEASE	January	February	March	April	May	June	July	August	September	October	November	Total
CHLAMYDIA TRACHOMATIS INFECTION	202	214	279	190	201	194	265	260	230	253	136	2424
GONORRHEA	102	83	92	89	68	81	75	103	69	81	50	893
MONKEYPOX									1	1		2
SYPHILIS, EARLY LATENT	3	2	2	2	6	1	3		1	3		23
SYPHILIS, LATE LATENT	6	7	8	9	9	11	7	3	3	10	1	74
SYPHILIS, LATE, NON-NEUROLOGICAL					1							1
SYPHILIS, PRIMARY	3	3		3	2	1	2					14
SYPHILIS, SECONDARY	5	2	3	7	4	4	4	2	5	3		39
SYPHILIS, UNKNOWN			1					1				2
<b>Total</b>	<b>321</b>	<b>311</b>	<b>385</b>	<b>300</b>	<b>291</b>	<b>292</b>	<b>356</b>	<b>369</b>	<b>309</b>	<b>351</b>	<b>187</b>	<b>3472</b>

2024

DISEASE	January	February	March	April	May	June	July	August	September	October	November	December	Total
CHLAMYDIA TRACHOMATIS INFECTION	234	314	269	264	269	288	240	267	254	242	372	204	3217
GONORRHEA	73	112	105	92	82	87	98	116	88	112	132	79	1176
MONKEYPOX			1	1				1					3
SYPHILIS, CONGENITAL			1										1
SYPHILIS, EARLY LATENT	3	7	6	3	7	6	4	5	9	5	4	2	61
SYPHILIS, LATE LATENT	4	4	4	5	5	5	5	5	3	5	5	8	58
SYPHILIS, LATENT UNKNOWN DURATION	2	1	2	3	1	3				1	3	1	17
SYPHILIS, PRIMARY		2		2	2	4	1	4	1	3		2	21
SYPHILIS, SECONDARY	1	5	1	5	3	4	6	3	2	3	2	3	38
SYPHILIS, UNKNOWN										1			1
<b>Total</b>	<b>317</b>	<b>445</b>	<b>389</b>	<b>375</b>	<b>369</b>	<b>397</b>	<b>354</b>	<b>401</b>	<b>357</b>	<b>372</b>	<b>518</b>	<b>299</b>	<b>4593</b>

age_group	January	February	March	April	May	June	July	August	September	October	November	Total
<=14	3	2	3	3	2	4	4	3	4	1	4	33
>=65	1		5	1		1	1	4			2	15
15 to 19	91	100	123	65	82	81	104	103	89	90	66	994
20 to 24	106	90	108	106	75	82	103	129	98	112	47	1056
25 to 29	47	54	50	42	49	47	62	54	42	55	20	522
30 to 34	31	28	31	37	33	36	30	38	30	38	17	349
35 to 39	15	14	30	22	23	14	25	21	25	34	11	234
40 to 44	11	10	14	10	11	9	14	12	10	9	11	121
45 to 49	8	7	9	9	6	7	5	3	6	2	3	65
50 to 54	1	2	7	1	3	8	6	2	4	5	3	42
55 to 59	3	4	3	2	5		1		1	3	2	24
60 to 64	4		2	2	2	3	1			2	1	17
Total	321	311	385	300	291	292	356	369	309	351	187	3472

## Lead in Blood Testing Portable Handheld Devices (Lead Care II Analyzer)

- From Jan to Oct 2025, 486 tests were provided from devices deployed to 7 locations and 2 events (Table 1)
- 2024 & 2025 (up to April 18<sup>th</sup>) data:
  - ChesPenn City of Chester: 257 tests
  - Advocare Eddystone: 163 tests
  - ChesPenn Upper Darby: 57 tests
  - Outreach events: 10 tests (Table 1.1)
- Preliminary estimates indicate 2% of tests had a blood lead level 10 ug/dL or higher at the two ChesPenn locations

Percent 3.5 ug/dL and higher	25%
4 to 10 ug/dL	17%
10+ ug/dL	2%

Table 1

Lead Care II Testing Volume													
Location	Jan-25	Feb-25	Mar-25	Apr-25	May-25	Jun-25	Jul-25	Aug-25	Sep-25	Oct-25	Nov-25	Dec-25	Total
Advocare Eddystone	22	18	23	13	26	13	5	17	10	15	1		163
ChesPenn Chester	53	37	36	19	30		34	30	18				257
ChesPenn Upper Darby	6	3	6	5	10	9	6	6	6				57
DCHD Chester Clinic	0	0	0	0	0	0	0	0	0				0
DCHD Yeadon Wellness Center	0	0	0	0	0	0	0	0	0				0
Media Pediatrics	?	?	?	?	?	?	?	?	?				0
Murphy's Giving Market - UD (Event)	0	0	0	0	0	0	4	0	0				4
Steven's Daycare - Chester (Event)	0	0	0	0	0	0	0	0	0	6			6
Woodlyn Pharmacy	N/A	N/A	N/A	N/A	N/A	N/A	N/A	N/A	N/A	N/A	N/A	N/A	0

Table 1.1

**Capillary Lead Blood Level ug/dL ChesPenn Chester ChesPenn Up 2024 - April 2025**

3-3.5	280	38	318
3.5-4	21	5	26
4-4.5	11	6	17
4.5-5	15	3	18
5-5.5	4	4	8
5.5-6	5	1	6
6-6.5	3	4	7
6.5-7	4	2	6
7-7.5	4	3	7
8-8.5	1		1
8.5-9	2		2
9.5-10	1		1
11-11.5	1		1
11.5-12	1	1	2
12-12.5	1		1
13-13.5	1		1
20-20.5	1		1
44.5-45	1		1
<b>Grand Total</b>	<b>357</b>	<b>67</b>	<b>424</b>

**Maternal & Infant Health**

- Continued emphasis needed regarding reducing Black–White disparities in maternal and infant outcomes through partnerships via the DCHD’s Community Health Improvement Plan committee and The Foundation for Delaware County, Healthy Start project.
- Recommendation: build community action networks focused on preconception health, addressing social determinants and holistic prevention.

**Health Systems & Utilization**

Hospital Visits (all reasons) Top 20 with highest number ED visits (Oct 17 to Nov 17, 2025)

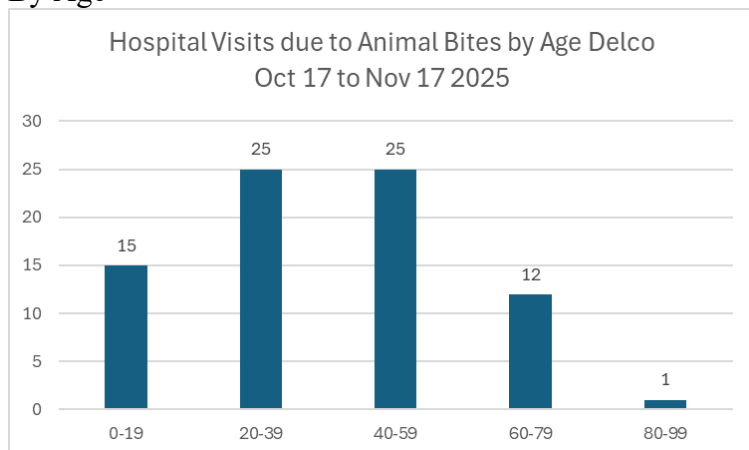
	# No. Records/Visits
Riddle Hospital	4604
Bryn Mawr Hospital	2904
Mercy Fitzgerald Hospital	2800
Lankenau Medical Center	1904
Children's Hospital of Philadelphia	1034

Hospital of the University of Pennsylvania	616
CHOP King of Prussia Hospital, Middleman Family Pavilion	532
Paoli Hospital	388
Chester County Hospital	362
Penn Presbyterian Medical Center	346
Thomas Jefferson University Hospital	257
(outside visible region)	202
Hospital of the University of Pennsylvania - Cedar Avenue	197
Pennsylvania Hospital	184
Jefferson Hospital for Neuroscience	182
Temple University Hospital - Main Campus	95
Jefferson Methodist Hospital	87
Jefferson Einstein Philadelphia Hospital	67
Jefferson Abington Hospital	57
Jefferson Einstein Montgomery Hospital	50

#### Hospital Visits Animal Bites (Oct 17 to Nov 17, 2025)

- 20-59 years of age with highest frequency of animal bites
- Riddle, Mercy Fitzgerald, Bryn Mawr – top 3 with Delaware County resident animal bite ED visits
- White individuals predominant group reporting animal bites

#### By Age



#### By Hospital

	# No. Cases
Riddle Hospital	25
Bryn Mawr Hospital	15
Mercy Fitzgerald Hospital	14
Lankenau Medical Center	7
Paoli Hospital	5
Chester County Hospital	2
CHOP King of Prussia Hospital, Middleman Family Pavilion	2

Children's Hospital of Philadelphia	1
Temple University Hospital - Main Campus	1
(outside visible region)	1
Penn Presbyterian Medical Center	1
Hospital of the University of Pennsylvania	1
Thomas Jefferson University Hospital	1
Hospital of the University of Pennsylvania - Cedar Avenue	1
Jefferson Hospital for Neuroscience	1
<b>Grand Total</b>	<b>78</b>

#### By Race

	<b># No. Cases</b>
White	47
Black or African American	20
Other Race	6
n/a	3
Asian	2
<b>Grand Total</b>	<b>78</b>

#### Ongoing Data Analyses

- US Government closure made it impossible to download population data needed for age-adjusted calculations for chronic diseases' mortality and Standardized Incidence Ratio (SIR) for cancer clusters. The closure caused delays of ongoing projects.
- **Standardized Incidence Ratios (SIR)** by zip codes are being calculated in response to a request about a breast cancer cluster in a Delco neighborhood. SIR helps to determine if a zip code (or any other boundary) has a higher, lower, or similar number of cancer cases compared to what would be expected based on county, state or national rates.
  - **SIR > 1.0:** The observed number of cases is higher than expected.
  - **SIR < 1.0:** The observed number of cases is lower than expected.
  - **SIR = 1.0:** The observed number of cases is the same as expected.
- PA DOH has granted access to their STI dashboard which includes real-time data on STI conditions by race, age, sex, and place (zip codes).

#### Kiosk Data (October 18<sup>th</sup> to November 18<sup>th</sup> 2025)

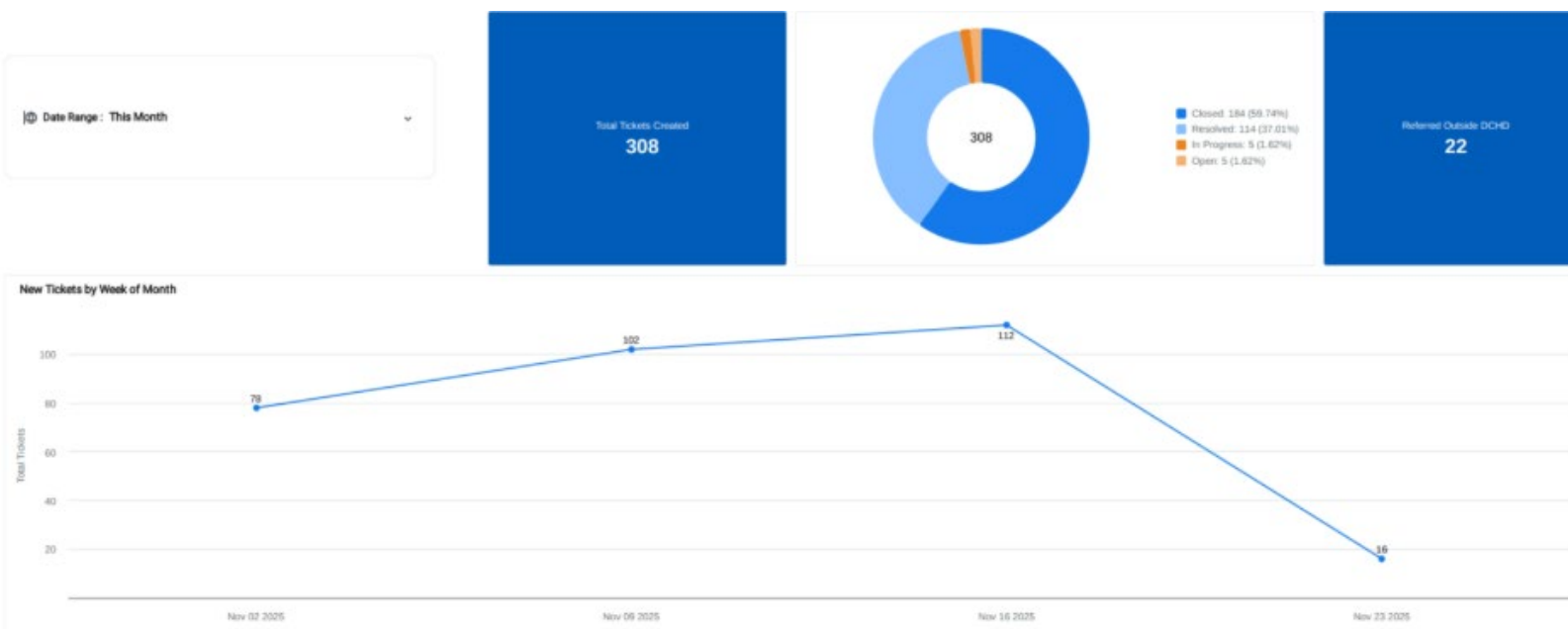
- 836 products dispensed (69<sup>th</sup> St Transit Center Ranked #1 with 482)
- 342 to Black/African American individuals
- 400 to people 24 to 44 years of age
- Number of products in ranking order
  - First Aid Kit, Condoms, Blanket, Fem hygiene pad, Test and Go STI/HIV Blood/Urine Kit
- 60 Test and Go STI/HIV Blood/Urine Kit (Ranked #6)
  - 69<sup>th</sup> St Transit Center ~ 44
  - Yeadon Wellness Center ~ 6
  - Delaware County Community College and Government Center~ 4 each



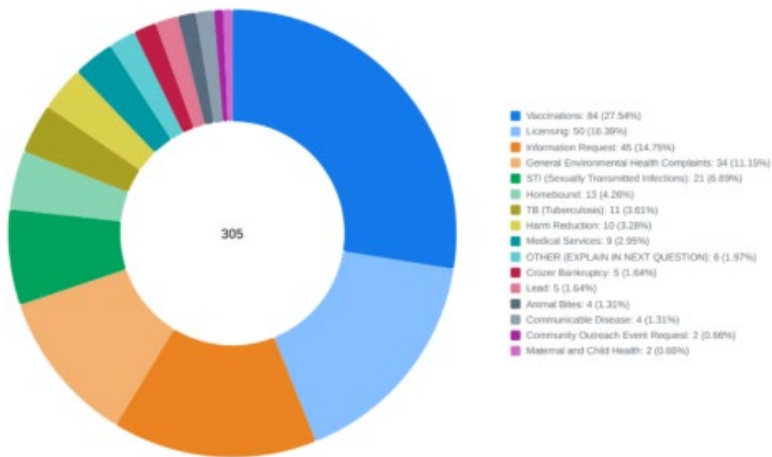
- Keystone Wellness Center ~ 2

## Population Health:

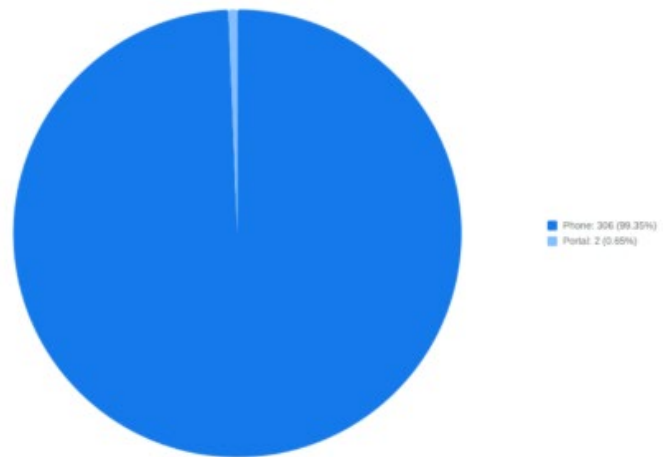
- **Disease Prevention and Health Promotion (DPHP):** The second annual CHIP networking event was held on 11/14/25 in person at the Keystone Wellness Center, drawing strong participation with 57 attendees from partner organizations.
  - Planning to submit three abstracts to the 2026 Health Equity Summit (April 16, 2026, Blue Bell, PA).
  - The **Walk-tober** Challenge was successfully completed, with Good Neighbor Senior Center winning after 55 participants logged a total of 1,008 walks during October.
- **Delco Revive Program Updates:**
  - Partnering with SCI Chester to provide CPR classes quarterly in 2026.
- **Mobile Health Unit Program (MHU):** MHU Coordinator scheduled to travel to Greensboro, NC, on 12/16/25 to tour the unit.
- **Public Health Emergency Preparedness (PHEP)**
  - The 2026 Special Events Initial Planning Meeting added the Population Health Administrator and PHEP Specialist to the Delco Planning Committee, which is preparing for major upcoming events including America 250, FIFA World Cup, the PGA, and other large regional activities.
  - **Delaware County Cold Plan:** The updated Cold Weather Plan was finalized and shared with County partners and the Executive Director, aligning the Code Blue threshold more closely with the City of Philadelphia and removing the Extreme Code Blue designation.
- **Call Center**
  - Successful transition to Freshservice for call center ticketing as of November 2025.



Reason For Call



Tickets by Source



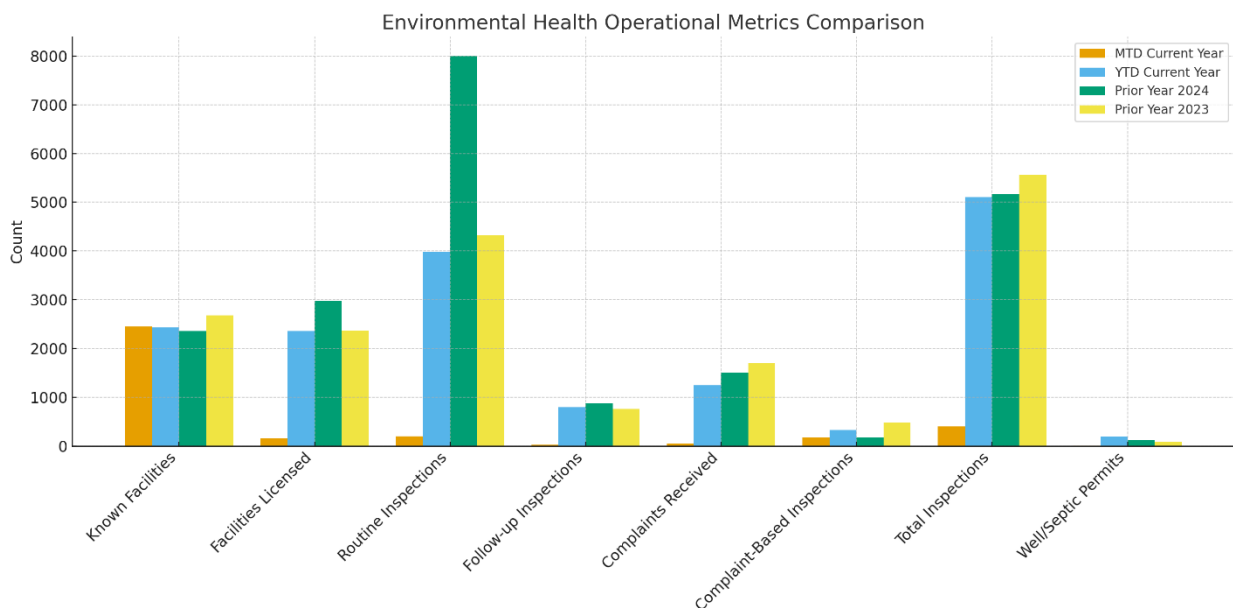
## Personal Health:

- **Immunization Team:**
  - **Immunization Clinics- (9/1/25-11/25/25)**
    - Yeadon Wellness Center: 947 total vaccines administered, including 312 flu vaccines.
    - Chester Wellness Center: 62 total vaccines administered, including 2 flu vaccines.
    - Homebound Vaccine Program: 19 patients served and 25 vaccines administered since launching this year's seasonal campaign in October.
  - **Flu Clinics (Off-Site Events):** Five community flu clinics were held between October and November, administering a total of 235 vaccines.
    - Murphy's Giving Market: 40 vaccines
    - Tinicum Fire Company Drive-Thru: 161 vaccines
    - Keystone First: 16 vaccines
    - Chester Healthcare Resource Fair: 5 vaccines
    - Keith Dawson Foundation: 13 vaccines
    - Chester Housing Authority:
      - Chatham Village: 9 vaccines
      - Wellington Ridge: 6 vaccines
- **Tuberculosis (TB) Program**
  - 18 active TB patients currently under care—the highest case load to date.
- **Sexually Transmitted Infections (STI)/HIV:**
  - Continued to expand to local colleges/universities and provide community education.
  - George W. Hill Correctional Facility:
    - 462 STI samples tested (9/1/25–11/18/25). This represents a significant cost savings to the County of Delaware.

- Swarthmore College (September):
  - 32 students tested for STI/HIV.
- Widener University (October):
  - 16 students tested for STI/HIV.
  - 25% of those tested were positive for Chlamydia.
  - This zip code is recognized as a high-need area due to elevated STI positivity rates.
- Penn State–Brandywine (October):
  - Provided STI/HIV education and giveaways.
- **Maternal Child Health (MCH):**
  - New Title V contract with Children’s Hospital of Philadelphia (CHOP) established to support children with asthma and their families in Delaware County.
- **Lead Program:**
  - 49 children tested for lead at 3 partnership sites equipped with LeadCare II Analyzers and testing kits provided by DCHD.

## Environmental Health:

- ByHeart Formula Recall- 166 recall audit checks conducted within 3 days. No recalled products found.
- Although the supplier list from PDA was short, EH conducted electronic search through IMS to locate all other potential suppliers in Delaware County facilities



## IT Workforce/Performance Data Systems:

### Freshservice Implementation

- Freshservice officially went live on November 5.
- Current platform capabilities include:
  - Ticket management with integrated customer satisfaction survey.
  - Division-level dashboards for performance monitoring.
  - Searchable knowledge base for staff self-service.

- Ticket and survey analytics for quality improvement.
- Medical Countermeasure Functional Exercise / EOC Telecom
  - Actions undertaken in response to FEMA’s After-Action Review and Improvement Plan findings for Delaware County:
    - Upgraded Wi-Fi access points installed throughout the Yeadon Wellness Center, with emphasis on the EOC room.
    - 16 dedicated laptops in the EOC upgraded to Windows 11.

## IV. Financial Report

### FY 2025–2026 Grant Executive Summary – As of September 30, 2025

- Total available funding: \$7.93M
- Spent/Invoiced: \$1.02M (13%)
- Remaining: \$6.75M
- Payments received: \$445.5K
- Outstanding funds: \$578.7K

### Summary Insights

- DCHD experienced significant challenges addressing cashflow and uncertainty from state budget impasse and federal grant changes and then federal government shutdown during this period.
- Overall, 13% of FY25–26 grant funding spent to date; significant capacity remains.
- DCHD reimbursements for ELC and Immunization (9-month cycle) grants pending receipt of workbooks from the state.
- DCHD grant programs for Mosquito Borne Disease Control and HRSA Health Equity show high utilization and active engagement.
- Outstanding reimbursements total \$579,000, highlighting the need for follow-up to ensure cash flow continuity.

## V. Challenges & Opportunities

- Development of CHIP objectives and workplan in collaboration with partners for 2026.
- Inclusion of asthma prevention activities in the CHIP Prevent Chronic Disease priority area and completion of asthma epidemiological addendum for the community health assessment.
- DCHD continues to network with Neumann College of Nursing, ChesPenn, and the Delaware County Medical Society, specifically to augment access to primary care services in Chester City by a certified registered nurse practitioner (CRNP).
- Bio 200 Drill/Functional (Dispensing, etc.) Exercise – Statewide - Each CMHD must open and exercise a POD (PHEP BP2 requirement).

## VI. Upcoming Highlights/Success Stories

- DCHD received an urgent request on 11/17/25 to support the state’s response to the MyHeart infant formula recall following 23 botulism-related hospitalizations, including one case in Pennsylvania. This outbreak involves an unusual botulism Toxin A strain, prompting state and federal partners to seek local assistance in conducting product audits to prevent further illness.

Within 24 hours, Environmental Health leadership developed and deployed a rapid audit plan, providing facility lists, standardized reporting language, and clear field instructions. The EH team conducted more than 80 inspections in just two days, delivering critical information to support the state’s investigation. The team’s swift and coordinated effort represents exemplary public health action and significantly contributed to protecting residents of Delaware County.



- Despite rainy weather, DCHD’s 2025 Tinicum Drive Through Community Flu Clinic was highly successful. DCHD administered 161 vaccines—an increase from last year. Staff collaboration and teamwork and partnership with the Medical Reserve Corps was evident throughout the event, ensuring efficient and welcoming service to the community. The team maintained a high level of professionalism, leaving the firehouse in excellent condition and exercising mobile field operations efficiently and effectively.

- DCHD’s Environmental Health Specialists Tracy Spicer and Leslie Gaymon delivered an outstanding inaugural food safety class for nonprofits in October 2025. Their extensive preparation and thoughtful execution resulted in a highly successful and well-received training. Offering a no cost food safety class for non-profit organizations has been a goal of DCHD since the department’s inception.
- DCHD continues to assist Delaware County residents navigate care options and obtain their medical records from the Crozer Health system. DCHD assisted 31 seniors with their medical records in just a few hours at a Crozer Records event at the Keystone Wellness Center in October, bringing the total number of residents supported through this initiative to more than 250.
- DCHD team members from Administration, Environmental Health, and Population Health joined BOH Chair Halt at the American Public Health Association Conference in Washington DC in November 2025 for a panel presentation on DCHD’s formation and to recognize DCHD’s award winning video “[Are You Tricked By Myths - HIV & STI Misconceptions.](#)”

