



DELAWARE COUNTY HEALTH DEPARTMENT

BOH Epi Update

Snapshot Delco Diseases

DCHD Epidemiology Division

September 25, 2025

Delco higher than Pennsylvania – Diseases/Indicators

- Percent **cesarean section** births (2019-2023)
- General **fertility rate** - ages 15 to 44 (2019-2023)
- Very Low Birth Weight (less 1,500 grams or 3 lbs. 4 ounces) 2009-2023
- **Cerebrovascular** diseases (e.g., stroke) age adjusted **death rate** (2019-2023)
- **Influenza and pneumonia** age adjusted death rate (2019-2023)
- **Breast Cancer** - female age-adjusted incidence (2017-2023)
- **Chlamydia** Incidence Rate 2021-2023
- **Gonorrhea** Incidence Rate 2021-2023
- **Primary & secondary syphilis** Incidence Rate 2021-2023
- **Hepatitis A** Incidence Rate 2021-2023
- **Hepatitis B** chronic Incidence Rate 2021-2023
- **Tuberculosis** Incidence Rate 2021-2023

Delco compared to Chester and Philadelphia Counties

DEMOGRAPHICS	Delco	Chester Co.	Philadelphia Co.
Percent aged under 18 (2023)	Higher	Higher	Higher
Percent Black (2023)	Higher	Lower	Higher
Percent Asian/Pacific Islander (2023)	Higher	Higher	Higher
BIRTHS			
Percent cesarean section births 2019-2023	Higher	Lower	Lower
General fertility rate - ages 15 to 44 (2019-2023)	Higher	Higher	Lower
MORTALITY			
Cerebrovascular diseases age adjusted death rate (2019-2023)	Higher	Higher	Higher
Influenza and pneumonia age adjusted death rate (2019-2023)	Higher	Lower	Higher
CANCER			
Breast - female age-adjusted incidence (2017-2023)	Higher	Higher	Lower
STI / TB / LYME			
Chlamydia Incidence Rate 2021-2023	Higher	Lower	Higher
Gonorrhea Incidence Rate 2021-2023	Higher	Lower	Higher
Hepatitis A Incidence Rate 2021-2023	Higher	Similar	Higher
Hepatitis B chronic Incidence Rate 2021-2023	Higher	Lower	Higher
Primary & secondary syphilis Incidence Rate 2021-2023	Higher	Lower	Higher
Tuberculosis Incidence Rate 2021-2023	Higher	Similar	Higher
Lyme disease Incidence Rate 2021-2023	Lower	Higher	Lower
HOSPITALIZATIONS			
All injuries Hospitalization Discharge Rates, 2023	Higher	Lower	Higher
Cerebrovascular diseases Hospitalization Discharge Rates, 2023	Higher	Lower	Higher
Chronic lower respiratory diseases Hospitalization Discharge Rates, 2023	Higher	Lower	Higher
3 Fall Hospitalization Discharge Rates, 2023	Higher	Lower	Lower
Septicemia Hospitalization Discharge Rates, 2023	Higher	Lower	Higher

Higher = County higher than Pennsylvania

Lower = County lower than Pennsylvania

Except for Birth indicators, Delco is similar to Philadelphia County

Closer look Chlamydia, Gonorrhea, Syphilis

Pennsylvania Sexually Transmitted Diseases (STDs): Crude/Age-Specific Rates per 100,000

Created: 09/16/2025

Sexually Transmitted Disease	County/State	Year	Sex	Race/Ethnicity	Age	Count	Population	Crude/Age-Specific Rate	Lower Bound	Upper Bound
Chlamydia	Delaware	2021-2023	Total	All Races	All Ages	8,901	1,725,751	515.8	505.0	526.5
Chlamydia	Delaware	2018-2020	Total	All Races	All Ages	9,069	1,707,886	531.0	520.0	542.0
Chlamydia	Delaware	2015-2017	Total	All Races	All Ages	8,769	1,691,992	518.3	507.4	529.2
Gonorrhea	Delaware	2021-2023	Total	All Races	All Ages	3,137	1,725,751	181.8	175.4	188.2
Gonorrhea	Delaware	2018-2020	Total	All Races	All Ages	3,095	1,707,886	181.2	174.8	187.7
Gonorrhea	Delaware	2015-2017	Total	All Races	All Ages	2,173	1,691,992	128.4	123.0	133.9
Primary & Secondary Syphilis	Delaware	2021-2023	Total	All Races	All Ages	233	1,725,751	13.5	11.7	15.3
Primary & Secondary Syphilis	Delaware	2018-2020	Total	All Races	All Ages	90	1,707,886	5.3	4.1	6.4
Primary & Secondary Syphilis	Delaware	2015-2017	Total	All Races	All Ages	103	1,691,992	6.1	4.9	7.3

2015 - 2023

Chlamydia, gonorrhea, rates for Delco higher than PA in 3 three-year cycles (2015-2017, 2018-2020, 2021-2023), and syphilis rate higher than PA in 2021-2023.

PA DOH
EDDIE <https://www.phaim.health.pa.gov/EDD/WebForms/STDCnty.aspx>

2024

	Female	Male	U	Grand Total
CHLAMYDIA TRACHOMATIS INFECTION	2006	1209	2	3217
GONORRHEA	486	690		1176
MONKEYPOX	1	2		3
SYPHILIS, CONGENITAL		1		1
SYPHILIS, EARLY LATENT	19	42		61
SYPHILIS, LATE LATENT	31	27		58
SYPHILIS, LATENT UNKNOWN DURATION	6	11		17
SYPHILIS, PRIMARY	5	16		21
SYPHILIS, SECONDARY	9	29		38
4 SYPHILIS, UNKNOWN	1			1
Grand Total	2564	2027	2	4593

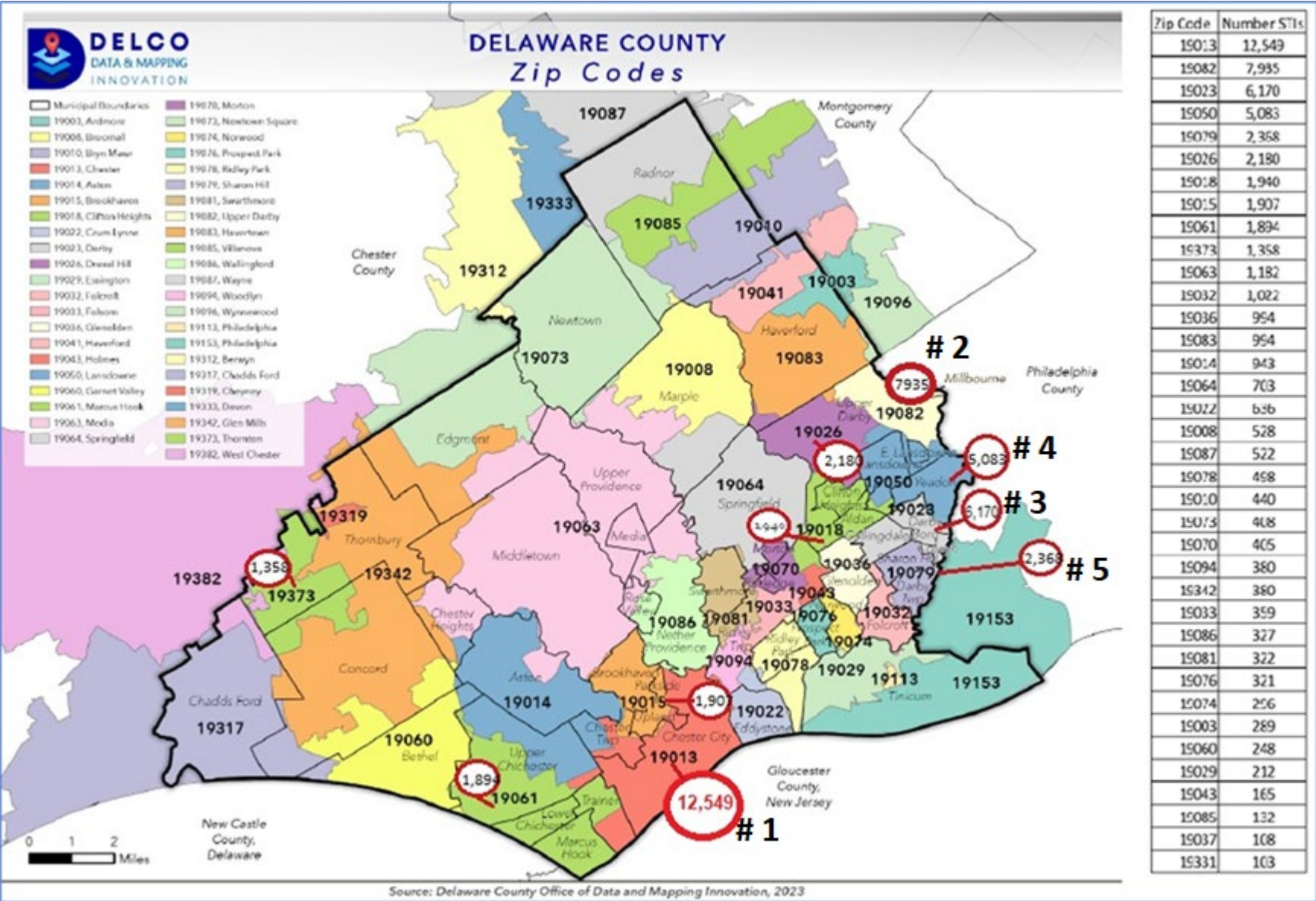
2024

Age Groups	
20 to 24	1424
15 to 19	1298
25 to 29	700
30 to 34	504
35 to 39	267
40 to 44	165
45 to 49	73
50 to 54	51
<=14	44
55 to 59	35
60 to 64	20
>=65	12
Grand Total	4593

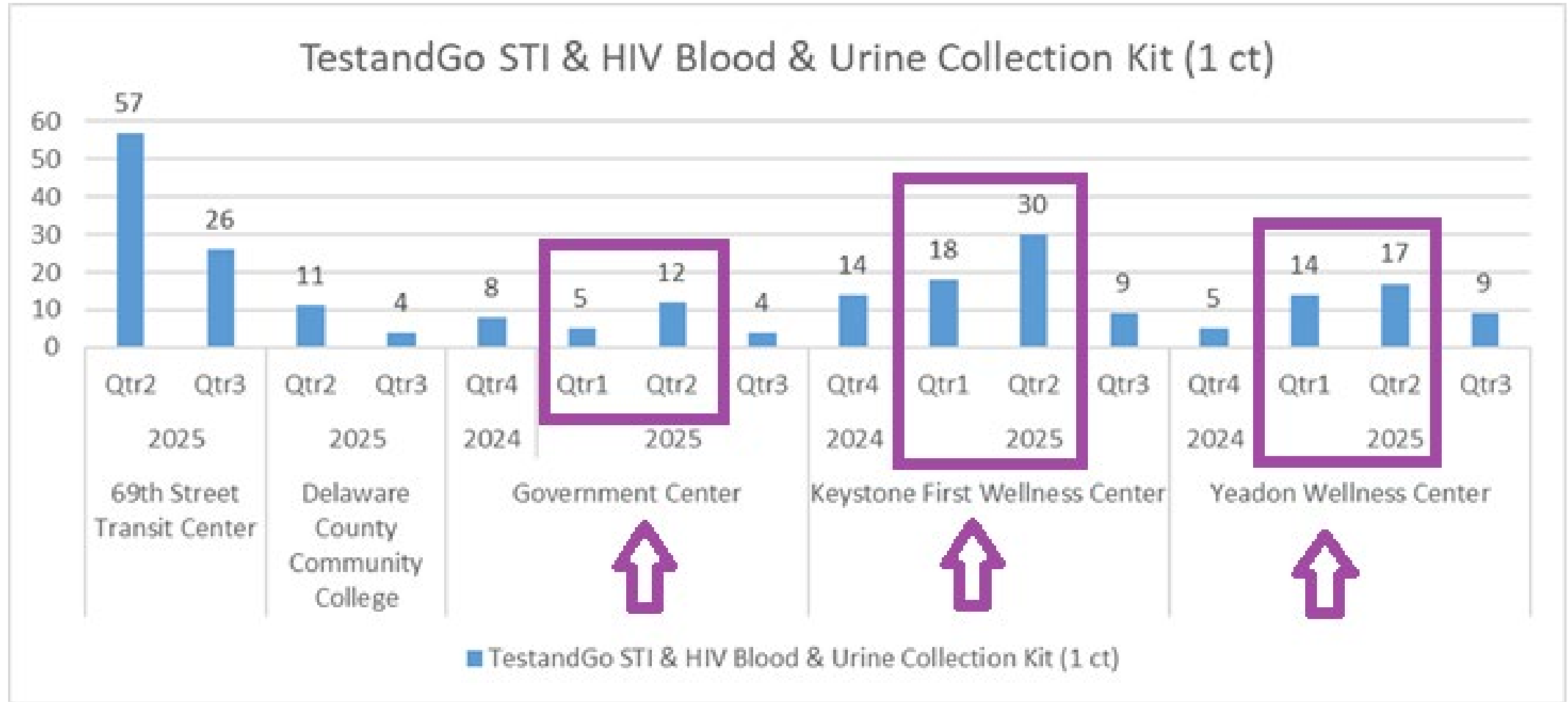
2024

Zip Code	4593
19013	814
19082	658
19023	513
19050	435
19026	221
19018	208
19079	207
19061	195
19015	146
19036	105

Combined number Chlamydia, Gonorrhea, Syphilis by Zip Code (2010 to 2024)

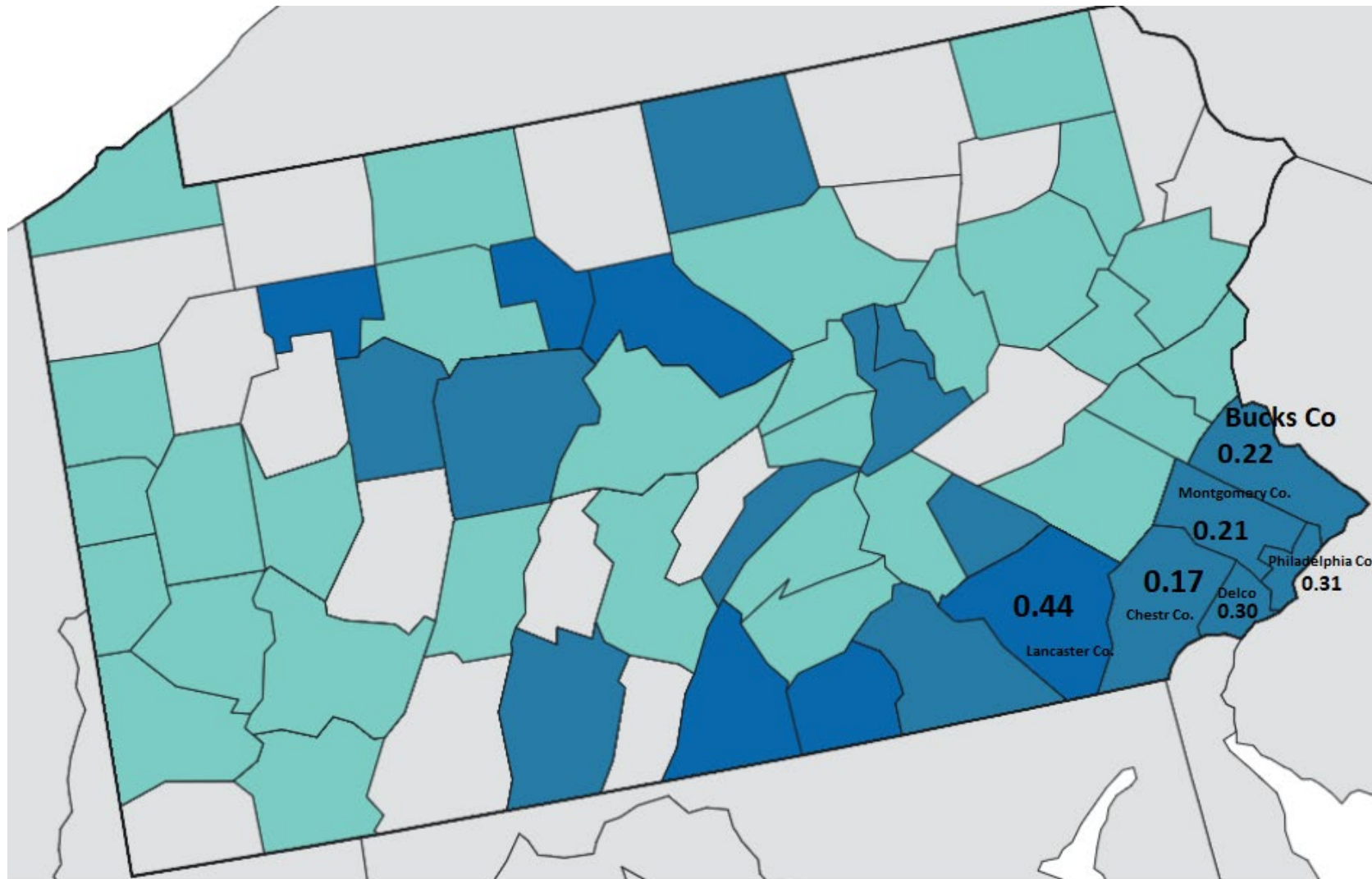


DCHD Kiosk STI & HIV Blood / Urine Tests – increasing number 1st to 2nd Quarters in 3 out of 4 locations – as of 9/15/2025



Lower number in Qtr3 – 3rd Quarter not over

Disease in the news – West Nile Virus 1999-2024



Incidence per 100,000 Population

0.01 to 0.16 0.17 to 0.37 0.38 to 1.09 >1.10

Average Annual Incidence (new cases) per 100,000 of human neuroinvasive* disease of West Nile Virus (WNV)

Delco # 3 in Southeastern PA

* meningitis, encephalitis. limb weakness, respiratory failure, 10% fatality

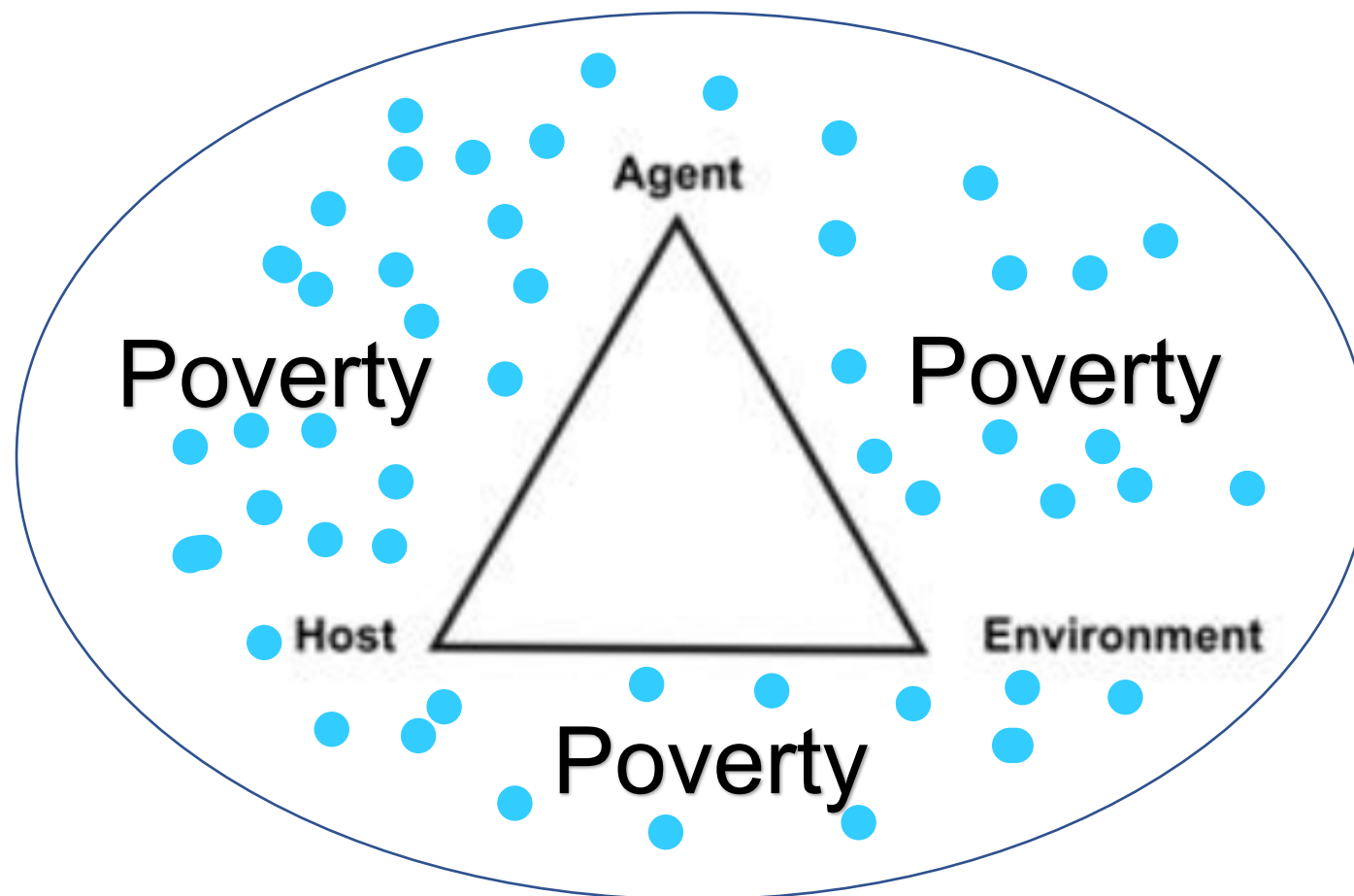
CDC [Historic Data \(1999-2024\)](#) | [West Nile Virus](#) | CDC

Disease Occurrence

Environment ~ supports transmission of agent to host

Host ~ susceptible to agent

Agent ~ must be present for disease to occur



Thank you!!

Victor Alos Rullan, DMD, MPH, MS
rullanv@co.Delaware.pa.us
Ph/Fax 484-763-3113